

## Distance Education Student Survey: Findings

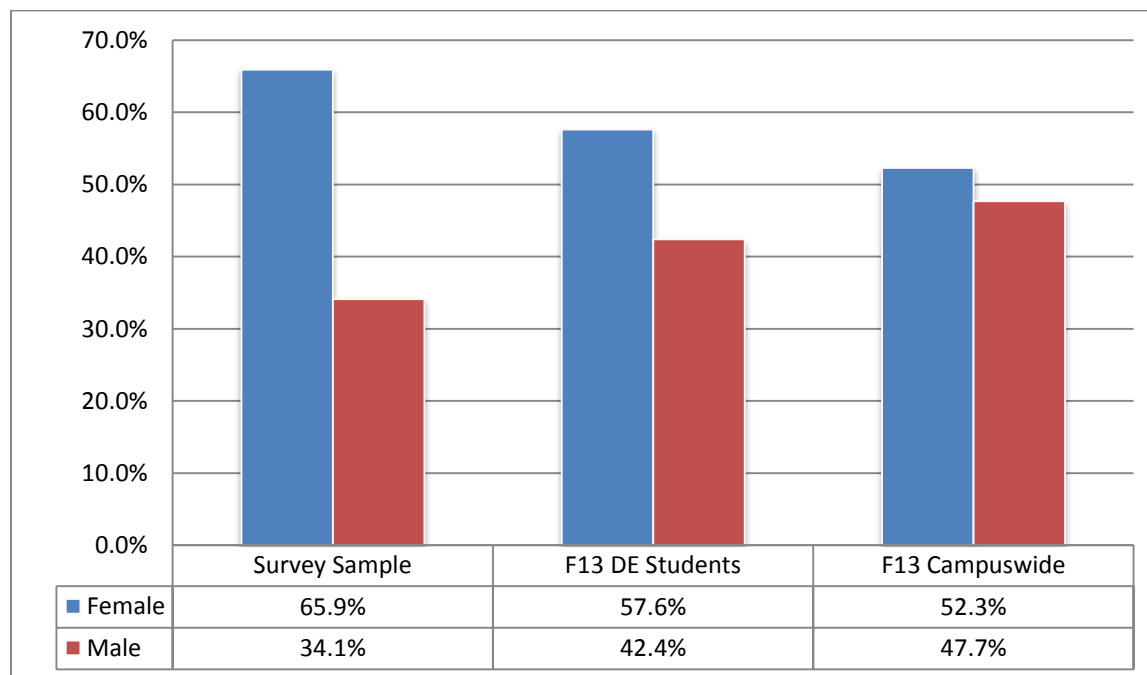
By Ani Aharonian

Response period spanned from 4/28/14 and 06/04/14.

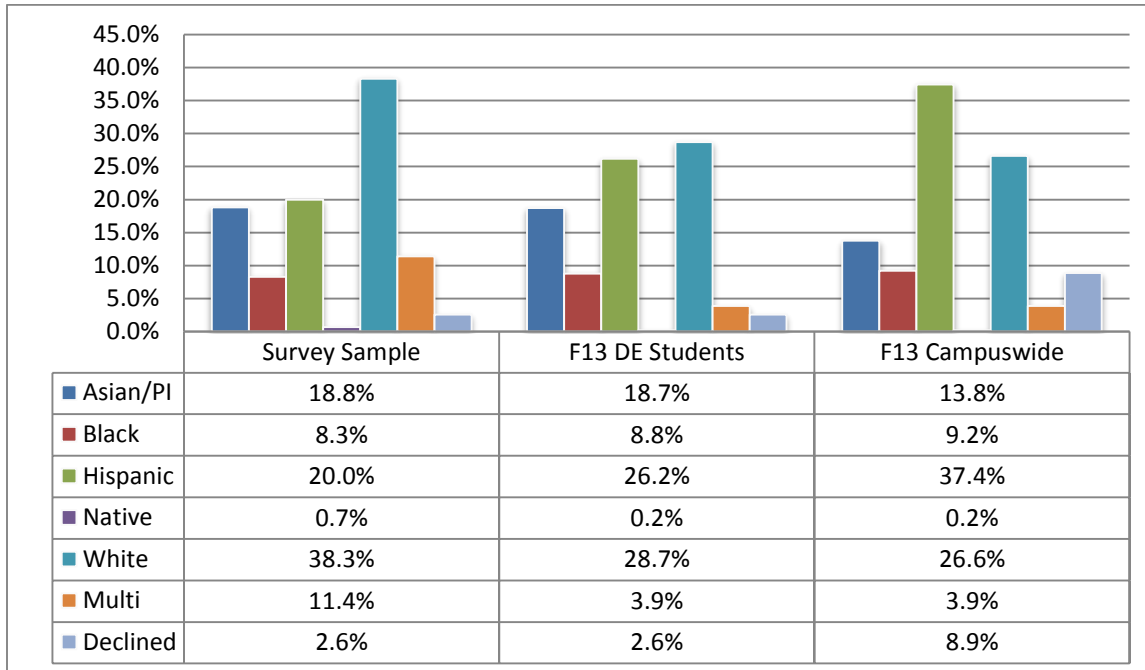
Of 10,710 DE students (enrolled in at least 1 hybrid or online course) who were invited to participate in the survey by email, 570 responded to the survey for a 5.3% response rate.

### Respondent Profile

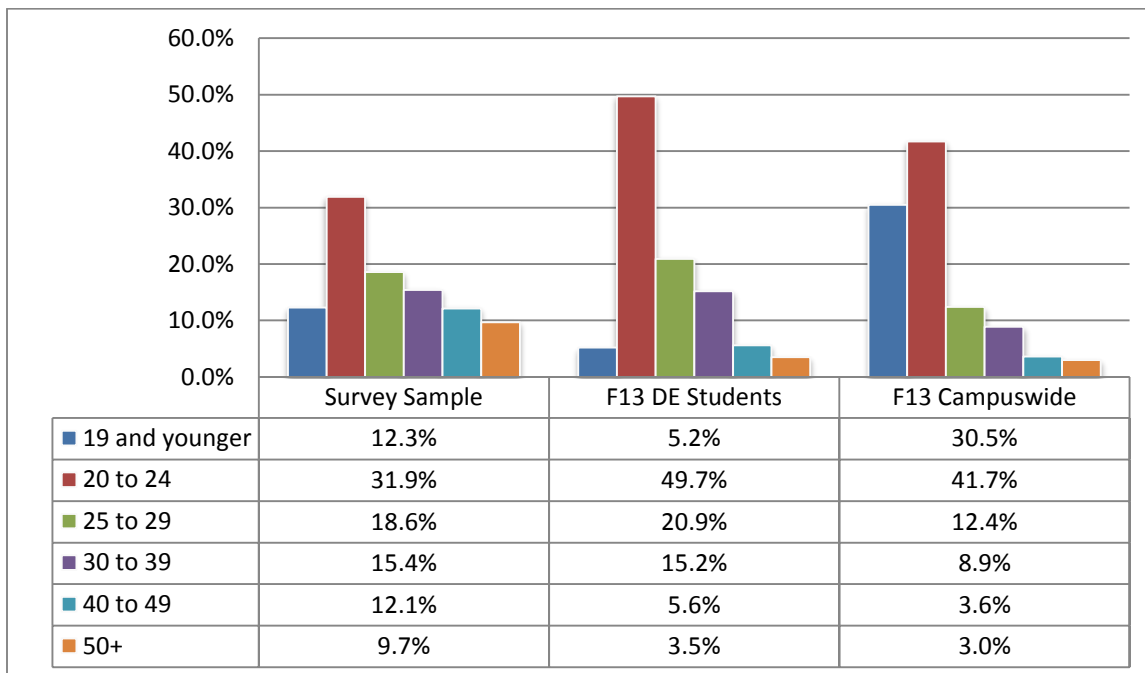
Gender (n=560)



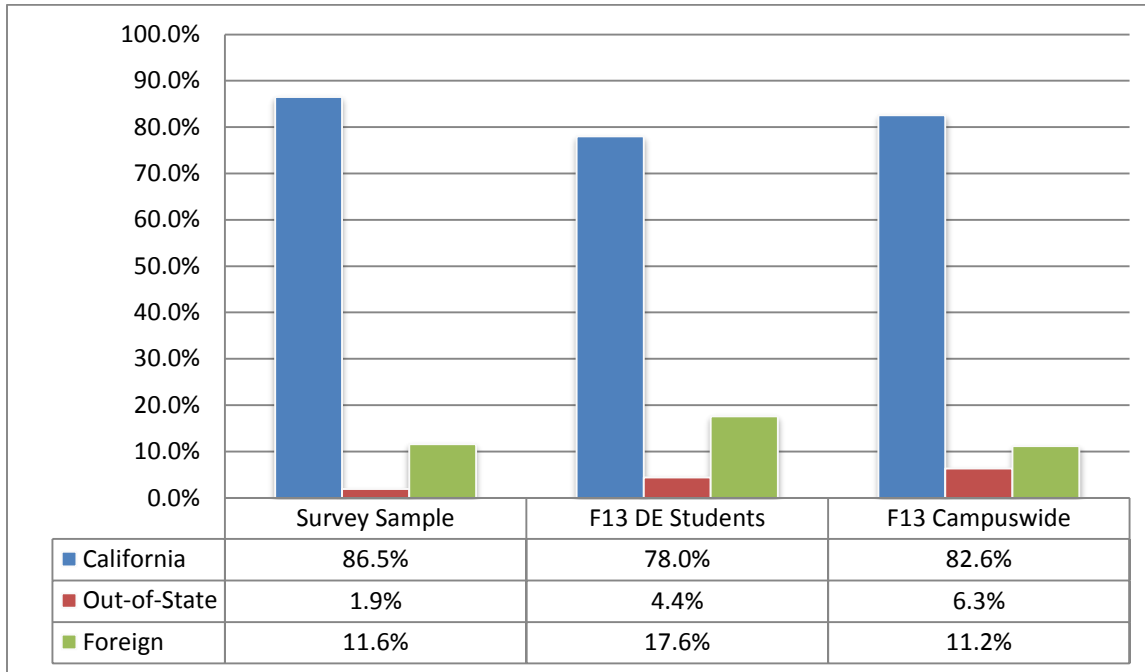
*Ethnicity (n=570)*



*Age (n=570)*

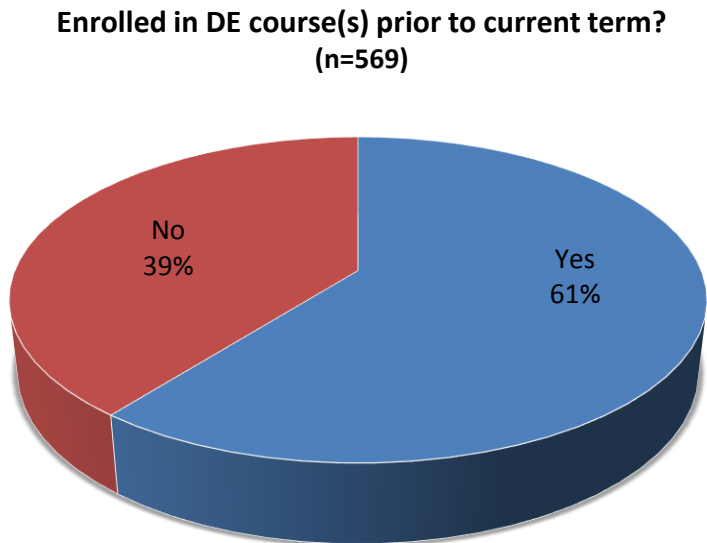
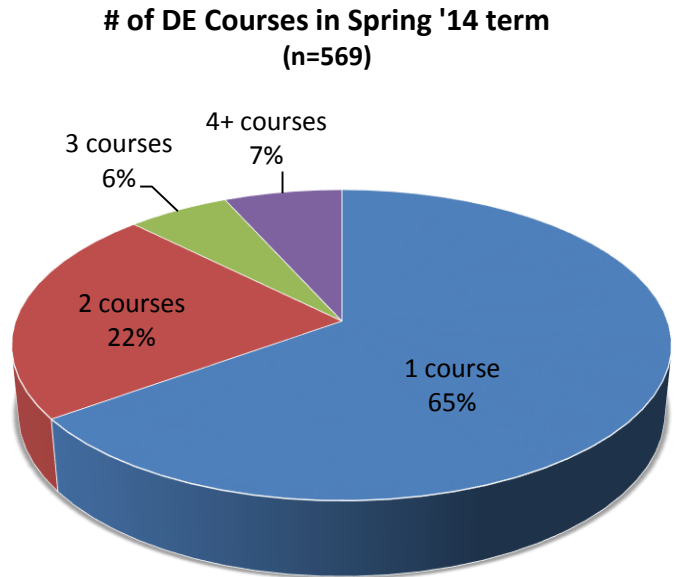


Residence Status (n=570)



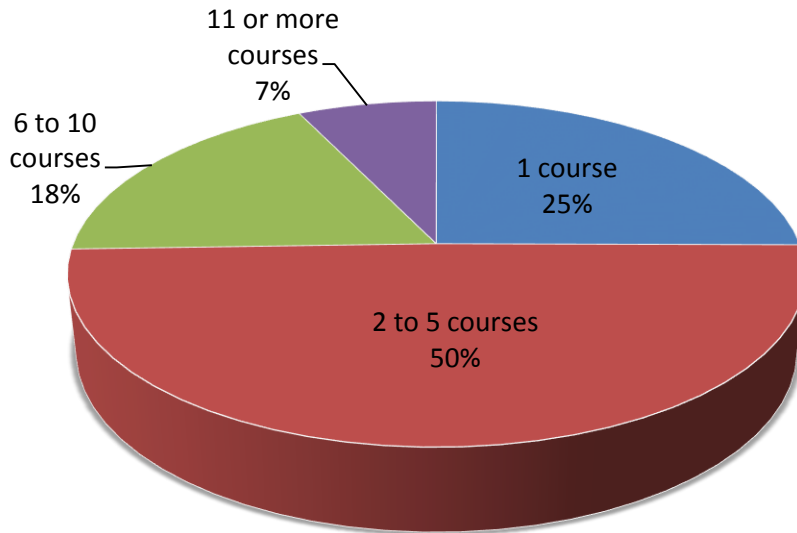
Country of Residence	Count of Respondents	Proportion of Total Responses (n=570)
USA	427	74.9%
Did not answer	121	21.2%
Sweden	6	1.1%
China/Hong Kong	6	1.1%
Australia	1	0.2%
Brazil	1	0.2%
Czech Republic	1	0.2%
France	1	0.2%
Iran	1	0.2%
Ireland	1	0.2%
Italy	1	0.2%
Korea	1	0.2%
El Salvador	1	0.2%
Yemen	1	0.2%

**DE Course Enrollment Background**

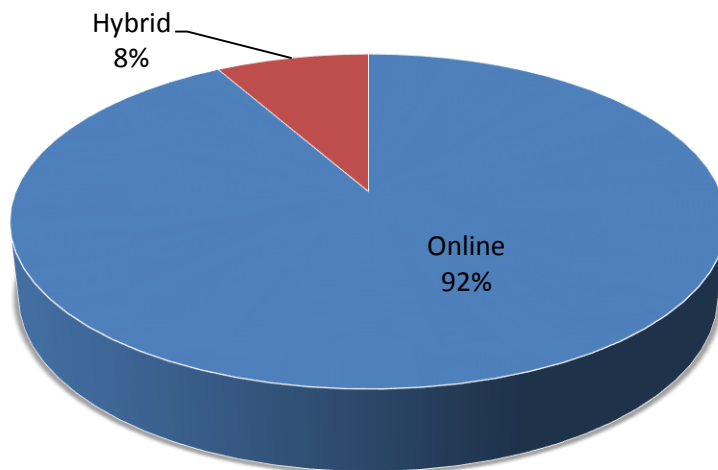


Follow-up for those answering “yes”.

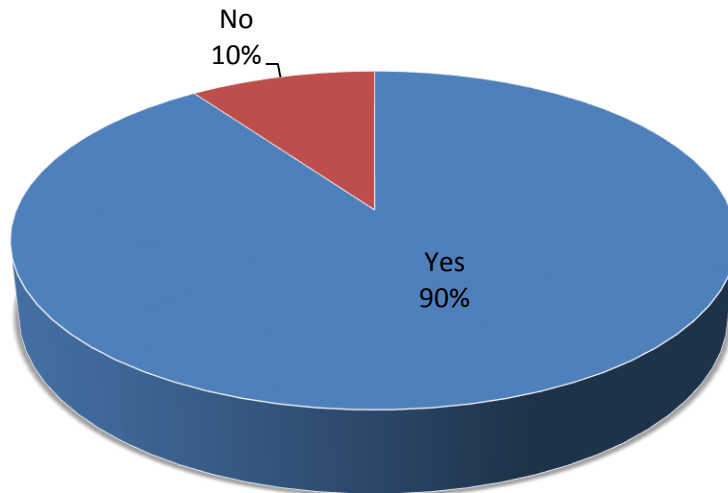
**# of DE course(s) at SMC prior to current term?  
(n=334)**



**Instructional format of current DE course  
(n=551)**

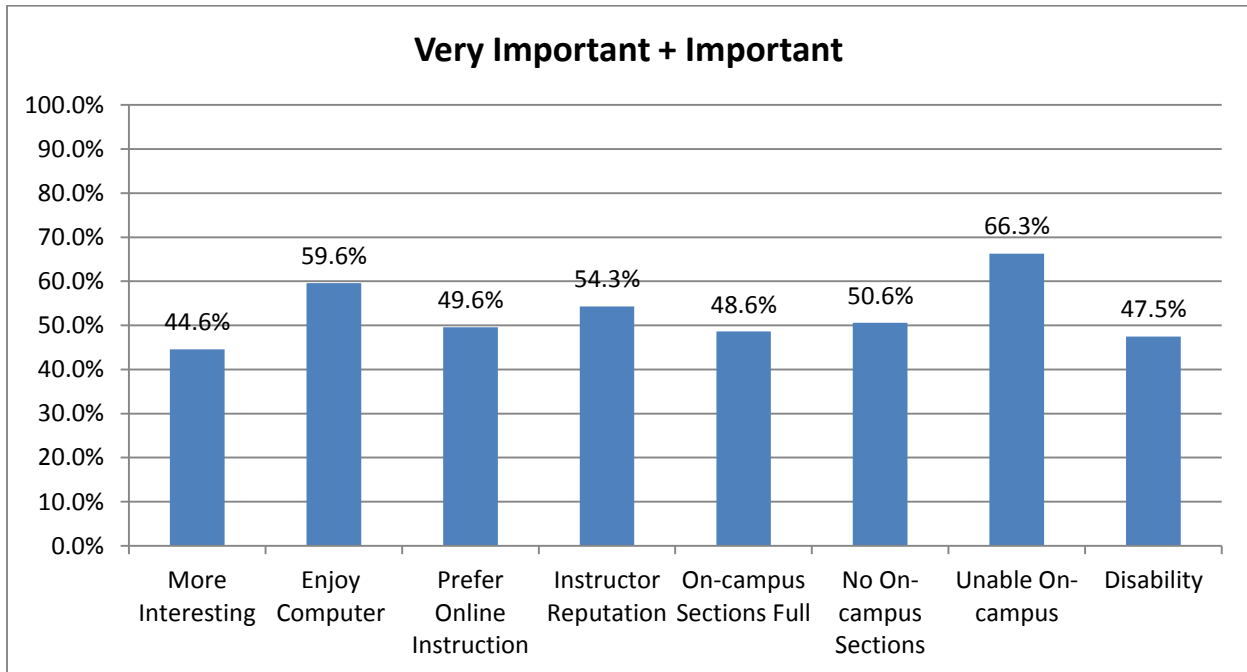
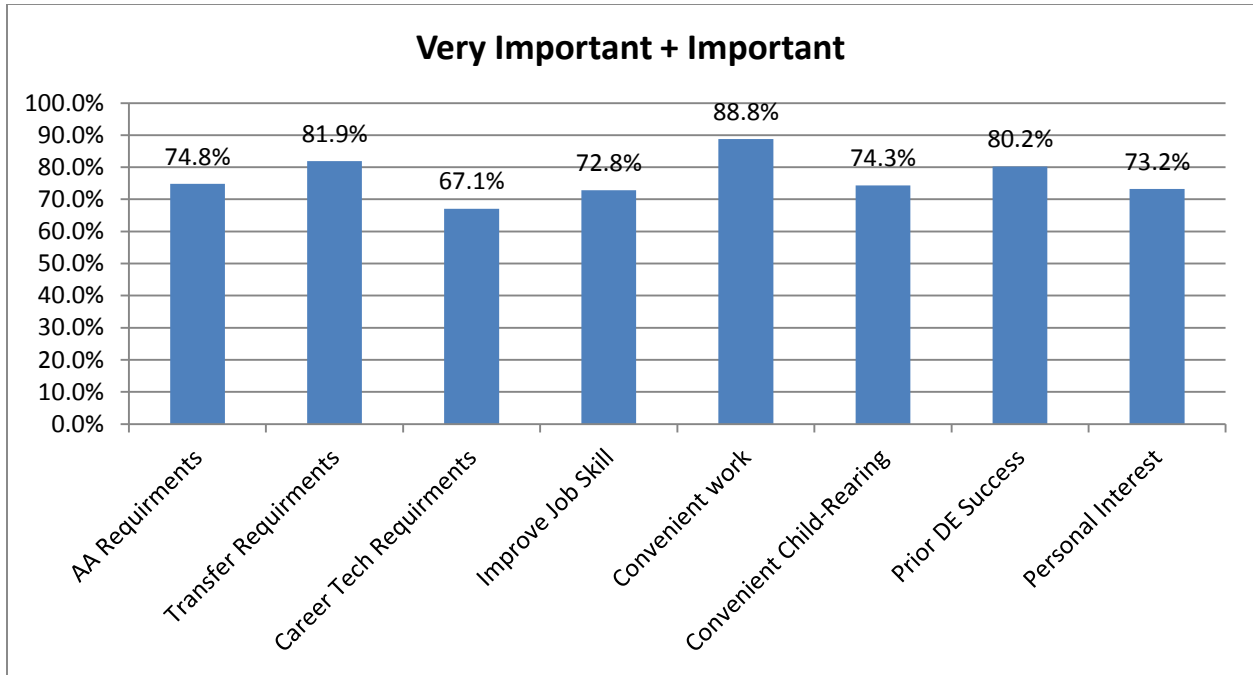


**Course uses threaded discussions?**  
(n=553)



<b>Course Discipline</b> (in order of frequency)	<b>Count of Respondents</b>	<b>Proportion of Total Responses</b> (n=570)
CIS	110	19.3%
Business	95	16.7%
Philosophy	61	10.7%
Unspecified discipline	52	9.1%
English	43	7.5%
Communications	34	6.0%
Life Science	30	5.3%
Multiple disciplines specified	26	4.6%
Education	25	4.4%
Art	22	3.9%
Design	13	2.3%
History	13	2.3%
Music	12	2.1%
Earth Science	11	1.9%
Psychology	10	1.8%
Counseling	5	0.9%
Photography	4	0.7%
ESL	2	0.4%
Modern Languages	2	0.4%

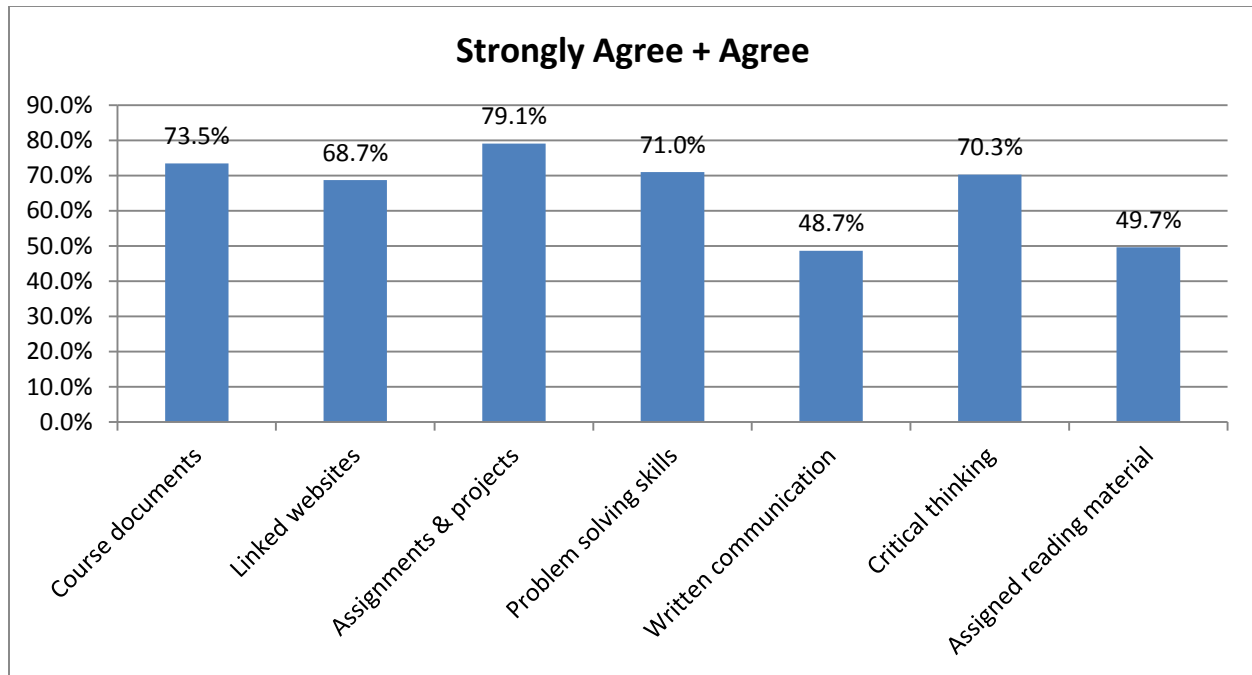
**Reasons for Enrolling in DE course(s)**



Rate the importance of the following possible reasons why you enrolled in the distance education course:	Very Important/ Important	Very Important	Important	Somewhat important	Not at all important
Met requirements for the associate degree (n=440)	74.8%	51.8%	23.0%	13.4%	11.8%
Met requirements for transfer to a 4-yr (n=464)	81.9%	63.4%	18.5%	10.3%	7.8%
Met requirements for CTE certificate (n=386)	67.1%	44.0%	23.1%	16.3%	16.6%
Improve job skills/expand opportunities (n=493)	72.8%	48.5%	24.3%	17.9%	9.3%
Convenient with work schedule (n=490)	88.8%	68.0%	20.8%	8.2%	3.1%
Convenient with child-rearing schedule (n=183)	51.4%	51.4%	23.0%	14.2%	11.5%
Had success in prior DE course (n=398)	51.3%	51.3%	28.9%	12.6%	7.3%
I had a personal interest in the subject (n=511)	45.2%	45.2%	28.0%	18.2%	8.6%
Thought more varied/interesting than traditional class (n=448)	22.8%	22.8%	21.9%	22.3%	33.0%
Enjoy learning on a computer (n=502)	32.5%	32.5%	27.1%	22.9%	17.5%
Prefer this method of instruction (n=492)	29.1%	29.1%	20.5%	28.1%	22.4%
Instructor's reputation (n=457)	29.3%	29.3%	25.0%	23.6%	22.1%
All on-campus sections were full (n=317)	29.0%	29.0%	19.6%	18.0%	33.4%
Course not scheduled in a classroom setting (n=356)	50.6%	31.5%	19.1%	21.1%	28.4%
Unable to come to campus (n=392)	66.3%	47.5%	18.9%	15.8%	17.9%
Have a disability that makes it difficult to attend classes on campus (n=122)	47.5%	27.1%	20.5%	18.0%	34.4%

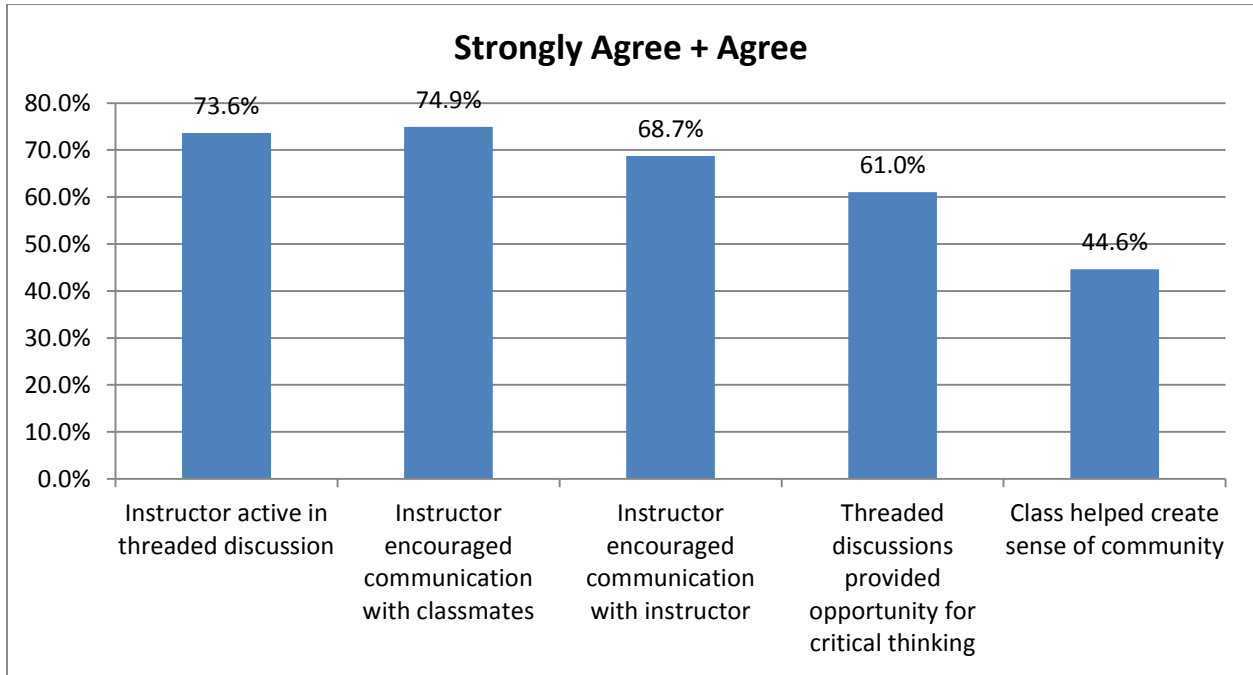


## Course Content

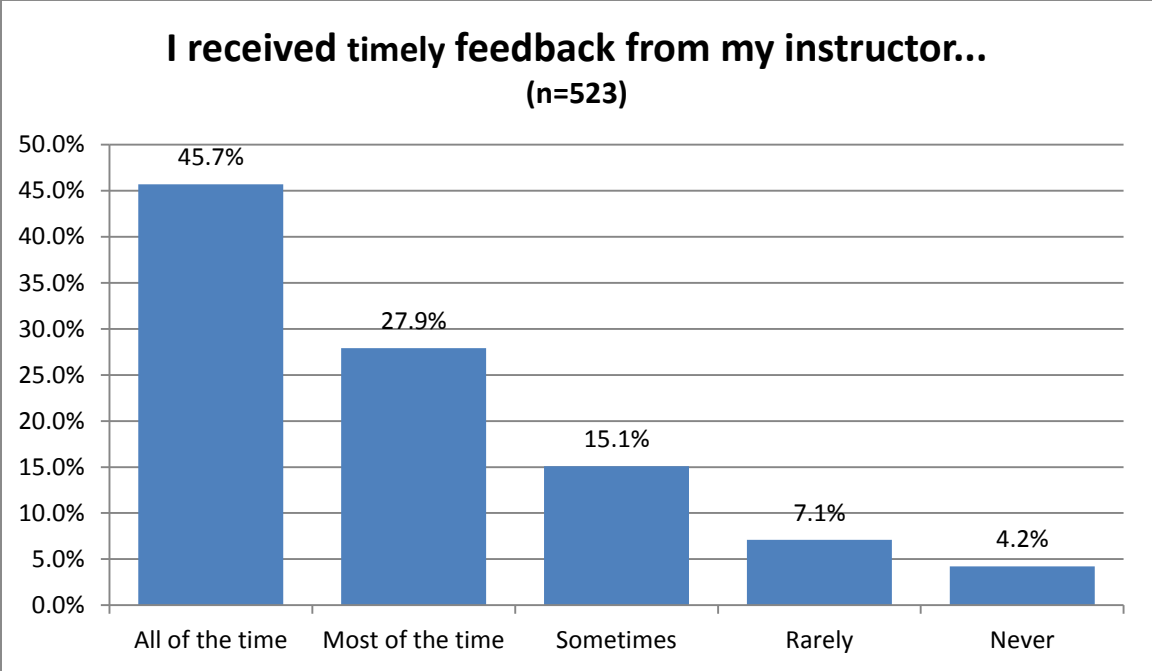


Rate the extent to which you agree with following statements:	Strongly Agree / Agree	Strongly Agree	Agree	SW Agree	SW Disagree	Disagree	Strongly Disagree
The course documents (lessons or lecture notes) used in this class helped me learn. (n=539)	73.5%	40.1%	33.4%	12.4%	4.5%	3.7%	5.9%
The websites that were linked to in this course helped me learn. (n=536)	68.7%	37.3%	31.35	18.55	4.7%	3.7%	4.5%
The course had assignments and/or projects which helped me to learn. (n=537)	79.1%	44.3%	34.8%	12.3%	1.9%	2.6%	4.1%
The learning activities used required using problem solving skills which helped me to learn. (n=535)	71.0%	36.1%	35.0%	16.8%	4.5%	3.7%	3.9%
I feel this online class experience helped improve my written communication skills. (n=536)	48.7%	23.1%	25.6%	24.8%	6.9%	10.6%	9.0%
The learning activities in this course required critical thinking which helped me learn. (n=535)	70.3%	32.7%	37.6%	15.9%	5.1%	4.5%	4.3%
The assigned reading materials in this course helped me learn. (n=535)	49.7%	40.9%	36.8%	12.9%	2.6%	2.8%	3.9%

**Course Communication**

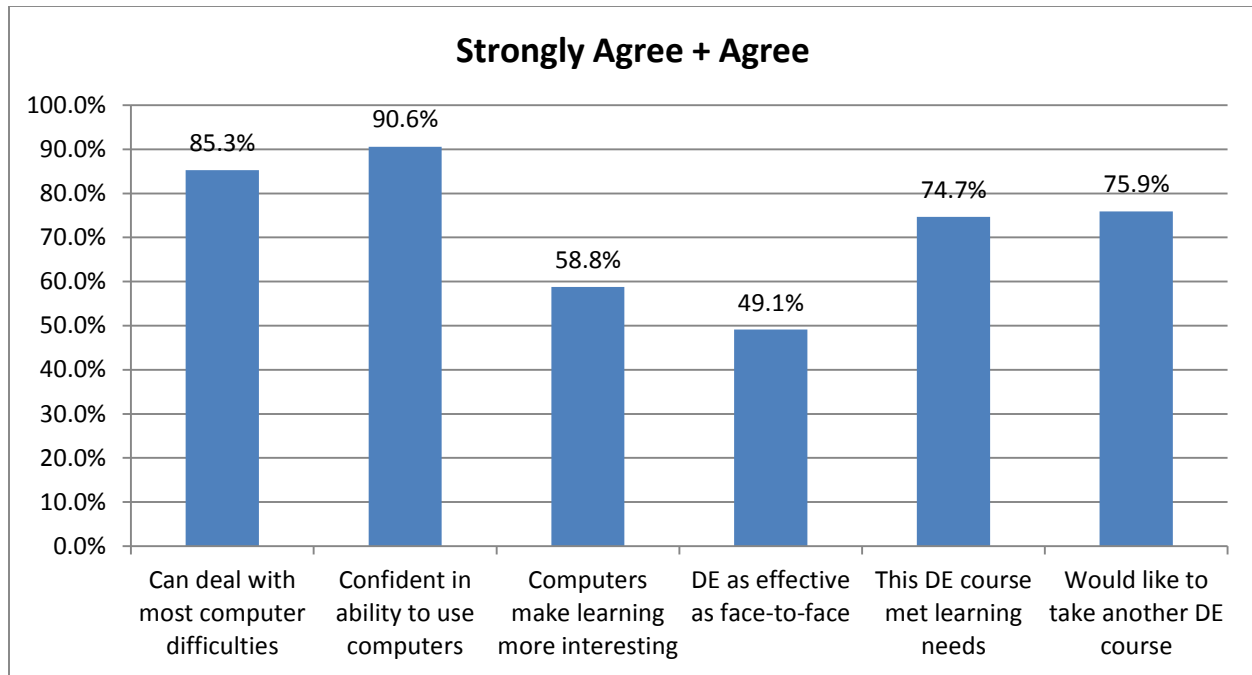


Rate the extent to which you agree with following statements:	Strongly Agree / Agree	Strongly Agree	Agree	SW Agree	SW Disagree	Disagree	Strongly Disagree
In threaded discussion board activities, instructor was active member and offered direction. (n=522)	62.5%	33.7%	28.7%	15.5%	5.6%	10.0%	6.5%
The instructor continuously encouraged communication with classmates (n=517)	74.9%	46.6%	28.2%	12.6%	4.3%	3.1%	5.2%
The instructor continuously encouraged communication with the instructor. (n=515)	68.7%	45.1%	23.7%	17.3%	3.9%	4.1%	6.0%
Threaded discussion board provided an opportunity for thinking critically with other students (n=520)	61.0%	32.3%	28.7%	20.8%	5.8%	5.8%	6.7%
This class helped create a sense of community among students. (n=523)	44.6%	18.6%	26.0%	25.6%	8.6%	10.1%	11.1%



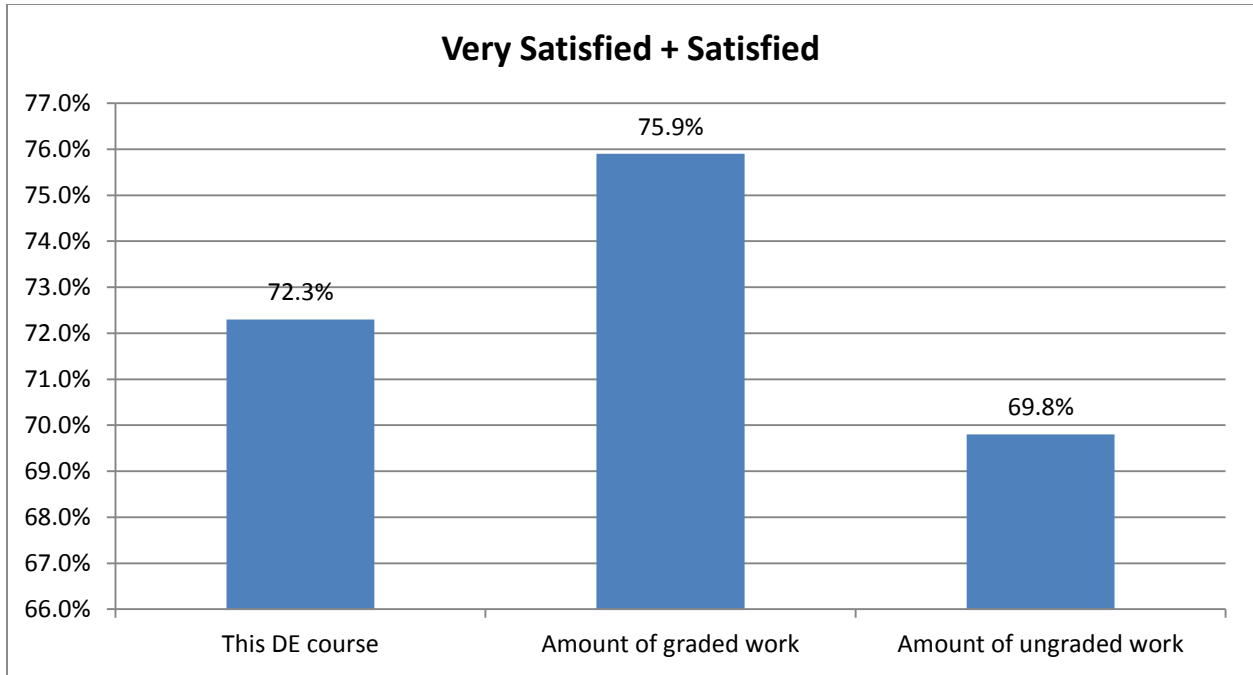
	All + Most of time	All the time	Most of the time	Some- times	Rarely	Never
I received timely feedback from my instructor. (n=523)	73.6%	45.7%	27.9%	15.1%	7.1%	4.2%

## Attitudes about Technology and Distance Education

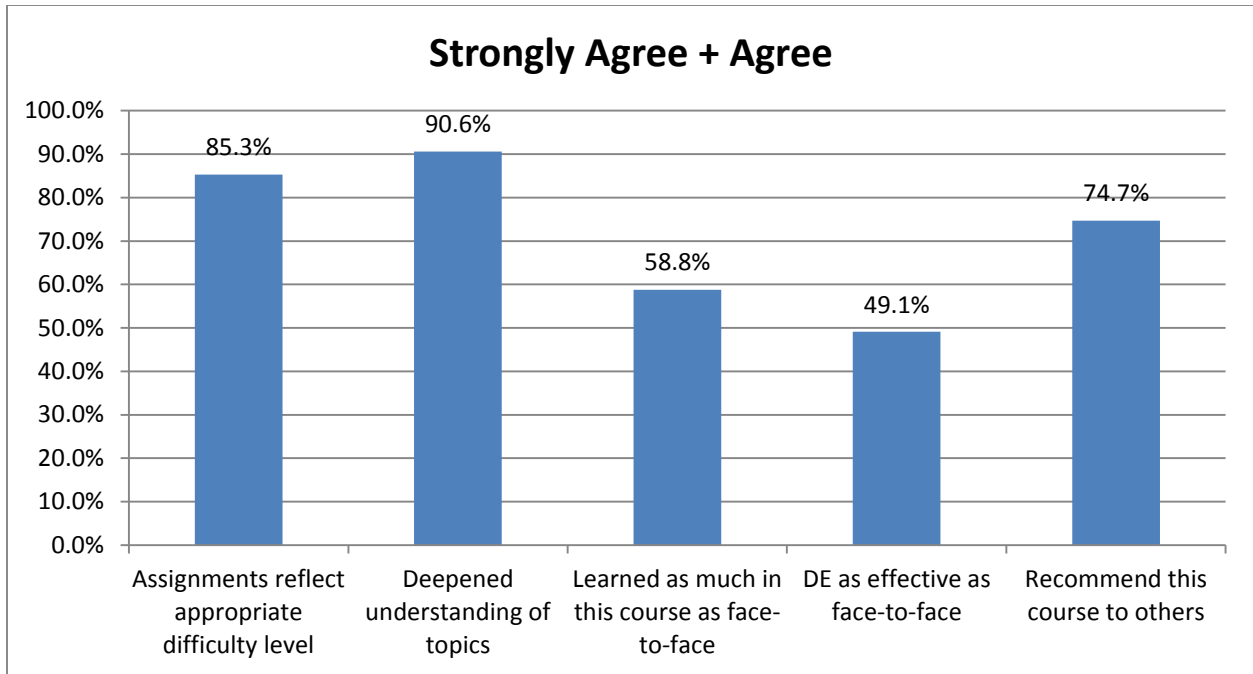


Rate the extent to which you agree with following statements:	Strongly Agree / Agree	Strongly Agree	Agree	SW Agree	SW Disagree	Disagree	Strongly Disagree
I can deal with most difficulties when using computers. (n=523)	85.3%	49.3%	36.0%	10.3%	2.7%	1.2%	0.6%
I am very confident in my abilities to use computers. (n=524)	90.6%	59.7%	30.9%	6.7%	2.1%	0.4%	0.2%
I believe using computers helps make learning more interesting. (n=520)	58.8%	33.9%	26.5%	27.1%	7.3%	3.1%	2.1%
I believe DE courses are as effective as face-to-face courses (n=517)	49.1%	26.5%	22.6%	22.4%	12.2%	7.2%	9.1%
This DE course met my learning needs (n=518)	74.7%	37.3%	37.5%	12.2%	3.9%	3.7%	5.6%
I would like to take another DE course. (n=519)	75.9%	51.1%	24.9%	12.9%	3.9%	3.1%	4.2%

**Course Satisfaction**

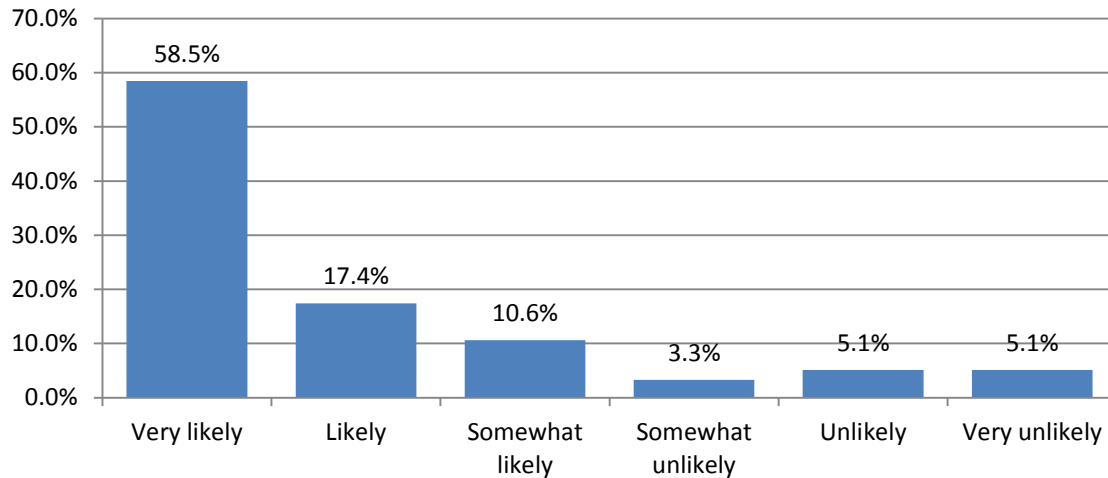


Please rate your level of satisfaction with...	Very Satisfied + Satisfied	Very Satisfied	Satisfied	SW Satisfied	SW Dis-satisfied	Dis-satisfied	Very Dis-satisfied
...this DE course. (n=520)	72.3%	42.7%	29.6%	13.3%	2.9%	5.8%	5.8%
... the amount of graded work (n=494)	75.9%	40.5%	35.4%	13.2%	4.3%	3.0%	3.6%
... the amount of ungraded work (n=487)	69.8%	33.7%	36.1%	16.4%	6.0%	3.5%	4.3%

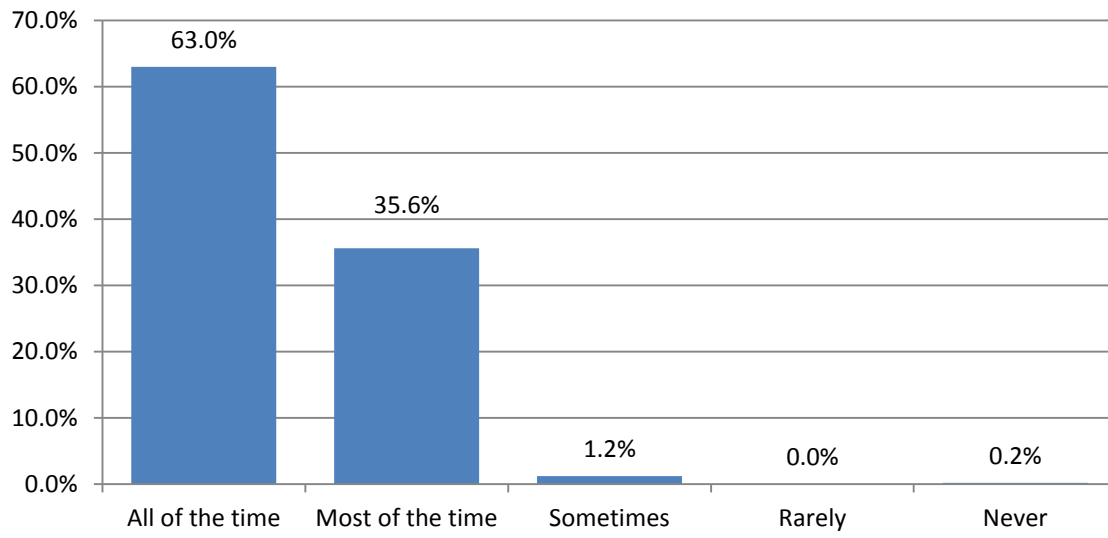


Rate the extent to which you agree with following statements:	Strongly Agree / Agree	Strongly Agree	Agree	SW Agree	SW Disagree	Disagree	Strongly Disagree
Class assignments reflected appropriate level of difficulty. (n=513)	75.4%	35.5%	40.0%	10.9%	5.1%	4.1%	4.5%
Course deepened my understanding of the topics covered. (n=512)	79.9%	42.4%	37.5%	11.9%	3.1%	1.8%	3.3%
I believe I learned as much in this distance education (online) course as compared to a face-to-face course. (n=513)	56.7%	31.2%	25.5%	19.3%	8.6%	5.3%	10.1%
I would recommend this course to other students. (n=511)	69.5%	40.3%	29.2%	13.1%	4.5%	4.3%	8.6%

**How likely are you to take another DE course at SMC?**  
(n=511)

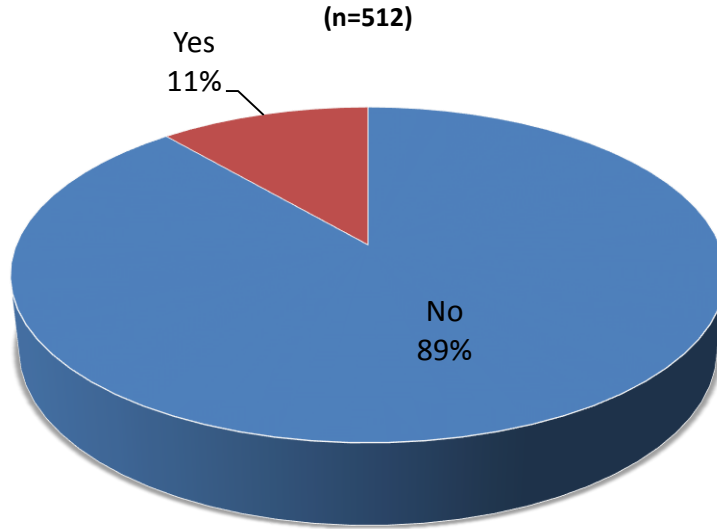


**Able to connect to Corsair Connect...**  
(n=511)

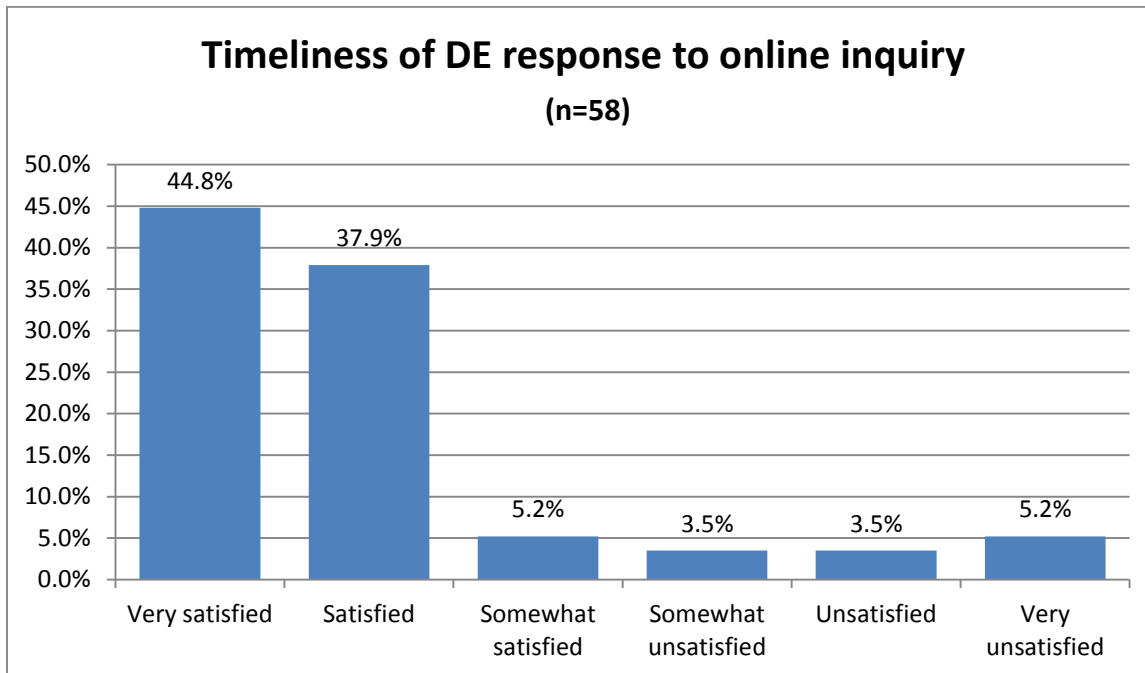


**SMC Online Inquiry Form**

**Have you used the SMC Online Inquiry Form in the past?**



Follow-ups for those answering "yes"...





**Online Inquiry adequately addressed by staff...**  
(n=58)

