



SMC IS #1 ... BUT WE HAVE TO DO BETTER

Guido Davis Del Piccolo, Faculty Lead, Pathways

Maria Munoz, Faculty Leader, Pathways

Hannah Lawler, Institutional Research

SMC's completion rates are low

Only **7.1%** of incoming freshmen (non-F1) in Fall 2013 completed a degree or certificate within three years (by 2015-2016)

The rate only slightly improves (**by 4%**) when tracking completion for four years (2016-2017)

Three-Year Graduation Rate



7.1%

↑4%

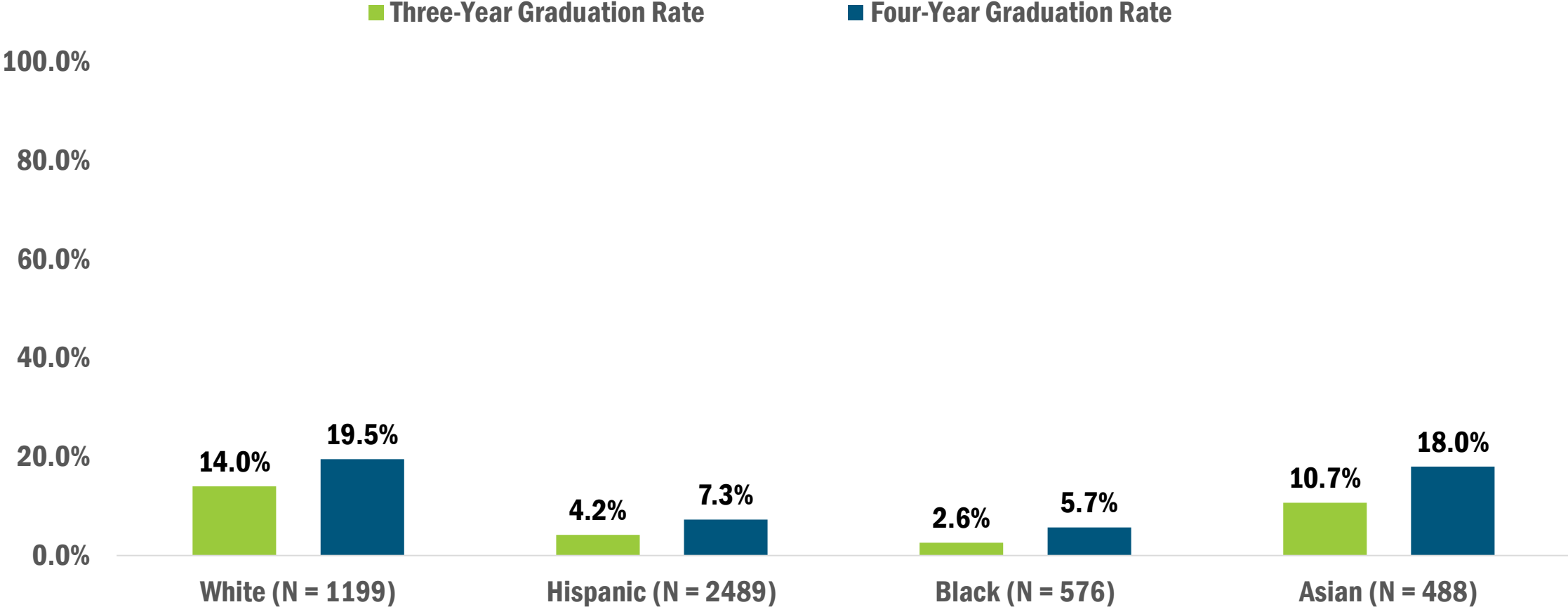
Four-Year Graduation Rate*



11.1%

*Preliminary data

The rates are even lower for our students of color



The Challenge of the Completion Agenda

Characteristics of Students Most Likely to Drop Out*



Low-income



Enrolled Part-time



Needing Remediation



**Historically Underrepresented
Ethnic/Racial Groups**



First-Generation College

Fall 2015 SMC Population Reflect these Characteristics

53% received need-based financial aid

63% enrolled in fewer than 12 units

68% placed into pre-transfer level

48% Black, Hispanic, or Native American


56% First-generation student

*Source: The Education Advisory Board

The Challenge of the Completion Agenda

Given who are students are, which is UNLIKELY to change significantly, what we need to figure out is:

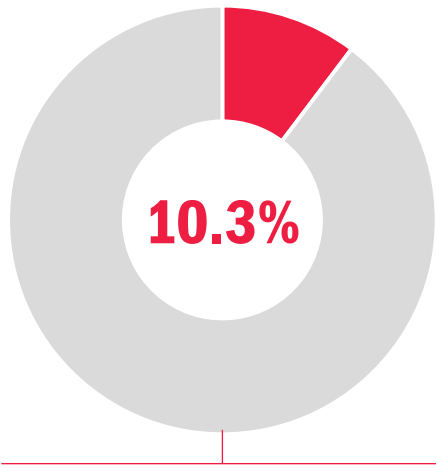
“What are the boxes?”



The Momentum Points

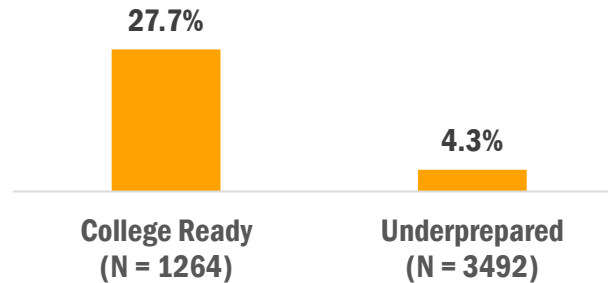
Accumulation of 30+ College Units (grade D or better) in First Year

First-time Freshmen in Fall 2015 (No F1 International Students), N = 5056

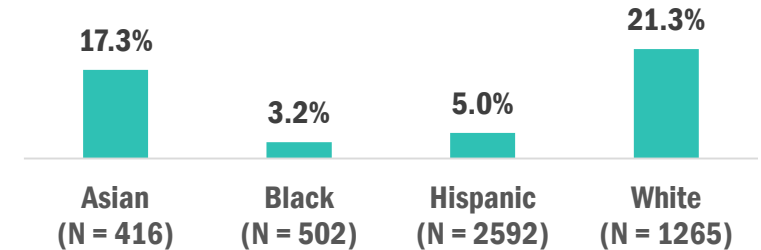


10.3% of incoming freshmen in Fall 2015 earned 30 or more degree-applicable units in their first year. At this pace, these students can complete a 60 unit associate degree in **two years (on time)**

Earned 30+ College Units by College Preparedness Status



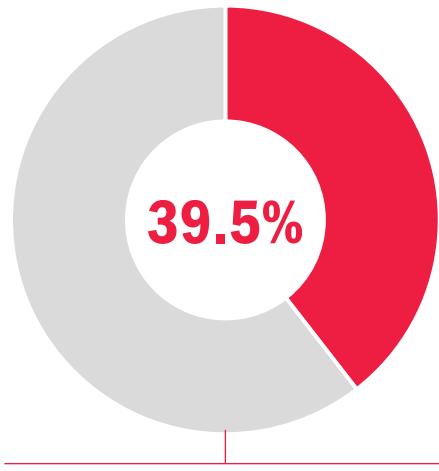
Earned 30+ College Units by Ethnicity/Race



The Momentum Points

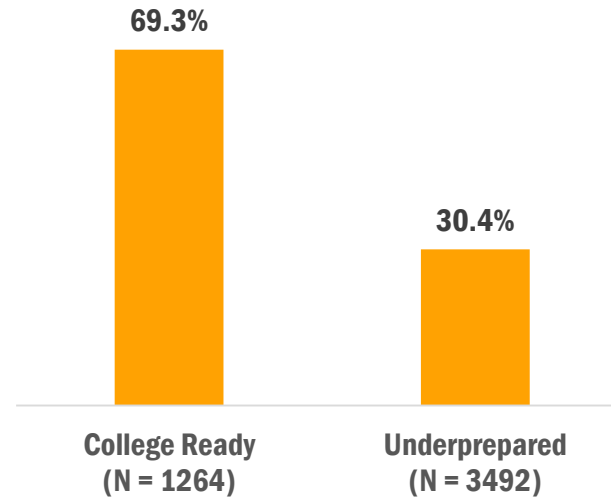
Accumulation of 15+ College Units (grade D or better) in First Year

First-time Freshmen in Fall 2015 (No F1 International Students), N = 5056

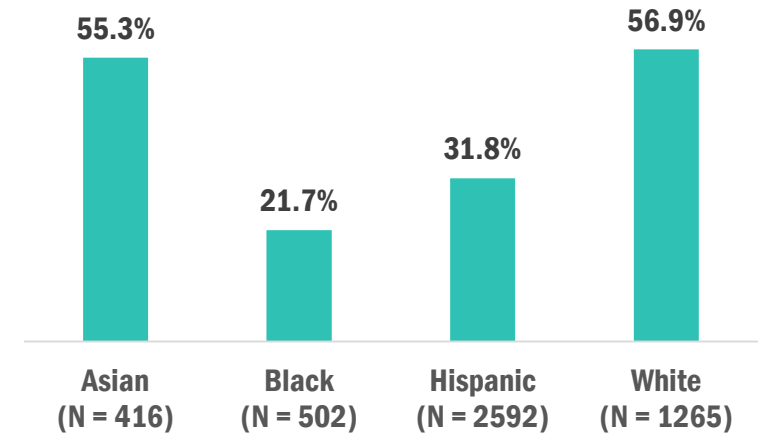


39.5% of incoming freshmen in Fall 2015 earned 15 or more degree-applicable units in their first year. At this pace, these students can complete a 60 unit associate degree in **four years**

Earned 15+ College Units by College Preparedness Status



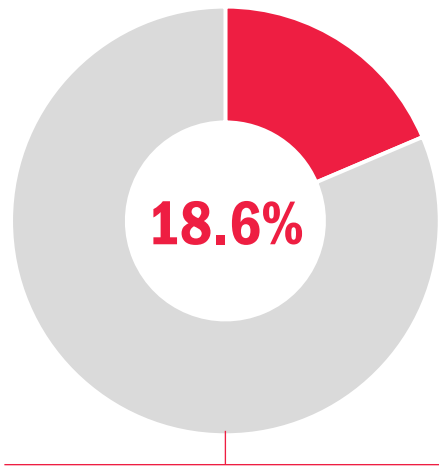
Earned 15+ College Units by Ethnicity/Race



The Momentum Points

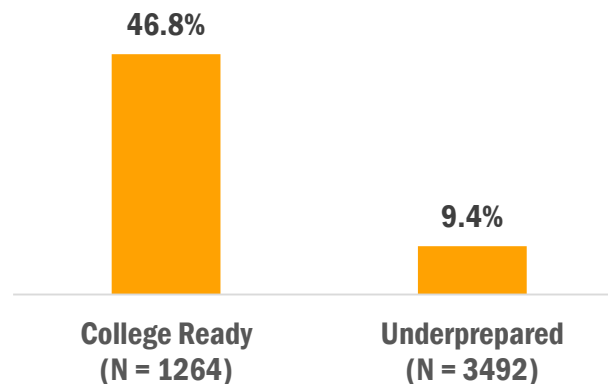
Completion of College English (1 or higher) and Math (20 or higher) in First Year

First-time Freshmen in Fall 2015 (No F1 International Students), N = 5056

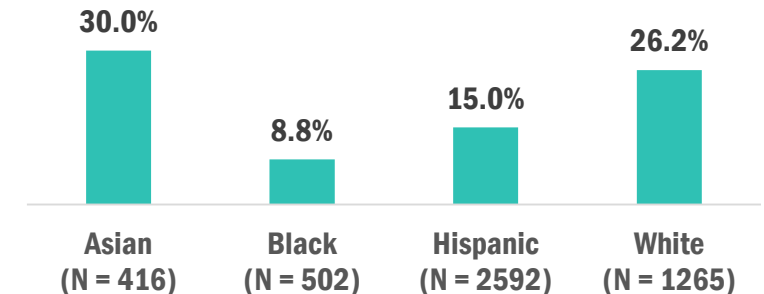


18.6% of incoming freshmen in Fall 2015 completed (with grade of D or better) both English 1 and an associate degree applicable math or higher (Math 20 or higher) in the first year of enrollment.

Completed College English and Math in First Year



Earned 15+ College Units by Ethnicity/Race



Graduates and “extra” units

Among students who earned a degree* in 2015-2016, 96% earned “excess” or “extra” units*

Average degree applicable units earned: **83.65**

Average “excess” degree applicable units earned: **24.22**

Average credit, non-degree applicable units earned: **4.98**

*First-time degree earners; does not include F1; only earned one award; excess units calculated by subtracting 60 from the number of degree applicable units earned

SMC vs. Statewide

SMC is ranked 34th out of 113 California Community Colleges in terms of six-year completion rates (certificate, degree, transfer, and/or transfer-ready)

1. De Anza	64.4%
2. Irvine Valley	63.4%
3. Moorpark	63.2%
4. Foothill	62.6%
5. Diablo Valley	62.2%
6. Santa Barbara	61.8%
7. Las Positas	61.3%
8. Orange Coast	61.2%
9. Ohlone	61.0%
10. West Valley	59.9%
...	...
34. Santa Monica	50.5%

Six-year completion rates ranking out of 113 CA community colleges

*Source: Student Success Scorecard