



FSI Follow-up: Showcase & Discussion About Implementing Assessment Techniques




A workshop for
Santa Monica College



September 8, 2017 - 10 AM

Kevin Kelly, EdD



This work is licensed under a [Creative Commons Attribution-ShareAlike 4.0 International License](https://creativecommons.org/licenses/by-sa/4.0/).

FSI 2017 Follow-up - Assessment 2

FSI Follow-up: Session agenda

- Quick Recap – 10 min
- Break into 6 groups (discipline or LAT category)
- Case stories – 45 min
 - Story 1 (5 min) + feedback (3 min)
 - Story 2 (5 min) + feedback (3 min)
 - Story 3 (5 min) + feedback (3 min)
 - Discussion (10 min)
 - Quick prep (3 min) + reports (3 min each)
- Case stories – 45 min
- Wrap-up & questions – 10 min

FSI 2017 Follow-up - Assessment 3

QUICK RECAP

FSI 2017 Follow-up - Assessment 4

What questions did we answer?

- What is assessment?
- What can we actually assess?
- Why use specific assessment strategies?
- When should we use different assessment strategies?
- What is the difference between assessment FOR learning and assessment OF learning?
- Who should facilitate the assessment?
- How do we implement those assessment strategies?
- How can we implement the assessment strategies with technology?
- What happens after we conduct an assessment?

FSI 2017 Follow-up - Assessment 5

What techniques did we try?

Learning Assessment Techniques

Cognitive Domains

- Foundational Knowledge
- Application – Quotation Commentaries (LAT 13)
- Integration – Sequence Chains (LAT 22) & Concept Maps (LAT 23)

Humanistic Domains

- Human Dimension – Free Discussion (LAT 30)
- Caring – Stand Where You Stand (LAT 37)
- Learning How to Learn – Learning Goal List (LAT 47) & What/So What/Now What Journal (LAT 48)

FSI 2017 Follow-up - Assessment 6

What techniques did we plan?

Learning Assessment Techniques

Cognitive Domains

- Foundational Knowledge – Quick Write (LAT 6)
- Application – Prediction Guide (LAT 11)
- Integration – Knowledge Grid (LAT 21)

Humanistic Domains

- Human Dimension – Dramatic Dialogue (LAT 33)
- Caring – Stand Where You Stand (LAT 37)
- Learning How to Learn – Student-Generated Rubric (LAT 45)

FSI 2017 Follow-up - Assessment 7

What techniques did we try?

Classroom Assessment Techniques

Knowledge & Skills

- Prior Knowledge, Recall – Focused Listing (CAT 2) & Minute paper (CAT 6)
- Analysis, Critical Thinking
- Synthesis, Creative Thinking – Word Journal (CAT 14) & Concept Maps (CAT 16)
- Problem Solving
- Application, Performance

Learner Attitudes, Values, Reactions

- Awareness of Their Attitudes & Values – Classroom Opinion Polls (CAT 28)
- Self-Awareness as Learners
- Study Skills, Strategies & Behaviors
- Reactions to Teachers & Teaching
- Reactions to Class Elements

FSI 2017 Follow-up - Assessment 8

SHOWCASE & DISCUSSION

FSI 2017 Follow-up - Assessment 9

Case Stories – Part 1

Share what happened (5 minutes per case story)

- What technique did you try? (Describe what you did)
- What worked?
- What didn't work?
- How did the students react?

Get feedback (3 minutes per case story)

- In small groups, assign a tech scribe
- Visit <https://todaysmeet.com/FSI2017-followup>
 - Create a one-word Nickname with no spaces
- Submit your feedback for each case story presenter
 - Use a hashtag for each presenter (e.g., #KevinK)

FSI 2017 Follow-up - Assessment 10

Case Stories - Part 2

Discussion (10 min)

- How would these techniques work in your discipline(s)?
- What would you need to do differently with your students?

Plan next steps (3 minutes for everyone to write)

- When will you try it again?
- What would you do differently next time?
- What would help you? Resources?

Close the loop (3 minutes per case)

- Each case story presenter shares next steps

FSI 2017 Follow-up - Assessment 11

SHOWCASE & DISCUSSION

Lather, Rinse, Repeat

FSI 2017 Follow-up - Assessment 12

WRAP-UP / Q & A
