

California State University (CSU) Application Workshop



[Calstate.edu/apply](https://calstate.edu/apply)

THE 23 OUTSTANDING CAMPUSES OF THE CSU



- The nation's largest four-year public university system
- One in 10 employees in California is a CSU graduate
- The CSU awards nearly half of the state's baccalaureates

When to apply?

- For **Fall 2021** Admission: Oct 1st – Nov 30th
- For **Winter 2021** Admission: June 1st – June 30th
- For **Spring 2021** Admission: August 1st – 31st
- The application fee is **\$70** for each CSU campus
- If you qualify for the application fee waiver, you can apply to up to (4) CSU campuses for FREE!
- Apply broadly to increase your chances of admission!

Are you eligible for Spring 2021 Transfer?

Minimum CSU Transfer Requirements

- **2.0 CSU Transferable GPA**
- **60 CSU Transferable semester units**
 - Completed by the end of Spring 2020
- **30 Units of CSU General Education**
 - completed with a C or better
- **Completion of the “Golden Four” with a C- or better**
 - A1 – Oral Communication
 - A2 – Written Communication
 - A3 – Critical Thinking
 - B4 – Math

Documents To Have Ready:

To complete the application, you will need
(or need to know) the following:

- Unofficial transcripts from every college and university you have attended
- Your Social Security number (if you have one)
- Your citizenship status
- Annual Income
 - ☐ For your parents if you are a dependent
 - ☐ For yourself if you are independent
- A method of payment (credit card or PayPal)
 - ☐ Not needed if eligible for the fee waiver
- EOP Applicants: Your parents' employment background and info for (2) recommendations

Launch Application

Welcome to The California State University

Thank you for your interest in The California State University. This application will allow you to apply for the 2019-2020 cycle, including Fall 2019, Winter 2020, Spring 2020 and Summer 2020. Please take time to acquaint yourself with the application and instructional resources available. You may access your application and change your answers as many times as you like prior to submission by using your login credentials from any computer with internet access. Please visit this [link](#) for browser requirements. For applicant support during the application process, please contact us directly at 857-304-2087.

If you are interested in applying to a prior term, Winter 2019, Spring 2019, or Summer 2019 please click [here](#) to open the application.

Sign in with your username and password below. First time here? Select Create an Account to get started.



Sign In

Create an Account

[Forgot your username or password?](#)

Important Icons on every page....



Monica Corsair ▼
CAS ID: 2271703214



[Instructions and FAQs](#) [Contact Us](#) 857-304-2087

- Click on the "?" to send an email (or) access Instructions and FAQs. (including a "chat" function!)
- Click on the "Bell" to view important messages and notifications regarding your application.
- Include your CAS ID# whenever emailing or contacting a CSU campus with questions/updates
- The system will log out after prolonged periods of inactivity. Save often and "Sign Out" before exiting the application.

Complete Your Profile

The information provided below will be used to ensure you see all programs for which you qualify and ensure that your application includes all relevant information.

* Indicates required field.

Degree Goal

* What degree, credential or certificate are you applying for?



First Bachelor's Degree (Seeking your first bachelor's degree and have not earned a prior bachelor's degree)

* Which of the following best describes your current educational status?



Graduating High School Senior or equivalent (with or without college coursework prior to High School graduation)



Transferring with an Associate Degree for Transfer (AA-T/ AS-T) awarded by a California Community College



Transferring from a community college or four-year institution



Second Bachelor's Degree (already earned a bachelor's degree and are seeking another one)



Graduate (e.g. Master's, Doctoral) or Professional's Degree



Teaching Credential Only (e.g. Single or Multiple Subject, PPS, Librarian, Admin, CalStateTEACH)



Certificate

Transfer applicants will identify a degree goal of First Bachelor's Degree

AND

Transferring from SMC with an ADT-eligible Associate's Degree

OR

Transferring from SMC without an Associates Degree (or) with a non-ADT-eligible Associates Degree

ADT's currently offered at SMC:

Administration of Justice AS-T	Anthropology AA-T	Art History AA-T
Business Administration AS-T	Child & Adolescent Development AA-T	Communication Studies AA-T
Early Childhood Education AS-T	Economics AA-T	Geography AA-T
History AA-T	Journalism AA-T	Kinesiology AA-T
Mathematics AS-T	Nutrition and Dietetics AS-T	Political Science AA-T
Psychology AA-T	Social Justice Studies: Women, Gender, and Sexuality AA-T	Sociology AA-T
Spanish AA-T	Studio Arts AA-T	Theatre Arts AA-T

If receiving an ADT (AA-T or AS-T)...

**Select “Transferring
with an Associate
Degree for Transfer...”**

- **Indicate which
California
Community College
will issue your ADT
degree**
- **Indicate the name of
your ADT Program**

Degree Goal

* What degree, credential or certificate are you applying for?



First Bachelor's Degree (Seeking your first bachelor's degree and have not earned a prior bachelor's degree)

* Which of the following best describes your current educational status?



Graduating High School Senior or equivalent (with or without college coursework prior to High School graduation)



Transferring with an Associate Degree for Transfer (AA-T/ AS-T) awarded by a California Community College

* California Community
College

Select College



* ADT Program

Select Program



Transferring from a community college or four-year institution

If not receiving an ADT (AA-T or AS-T):

Degree Goal

* What degree, credential or certificate are you applying for?

- ☒ First Bachelor's Degree (Seeking your first bachelor's degree and have not earned a prior bachelor's degree)

* Which of the following best describes your current educational status?

- ☐ Graduating High School Senior or equivalent (with or without college coursework prior to High School graduation)
- ☐ Transferring with an Associate Degree for Transfer (AA-T/ AS-T) awarded by a California Community College
- ☒ Transferring from a community college or four-year institution

* How many college credits will you have earned when you enroll at the CSU campus to which you are applying?

- ☐ Less than 60 semesters or 90 quarter hours (equivalent to Sophomore or below)
- ☒ Greater than or equal to 60 semesters or 90 quarter hours (equivalent to Junior or higher)

IMPORTANT!!!

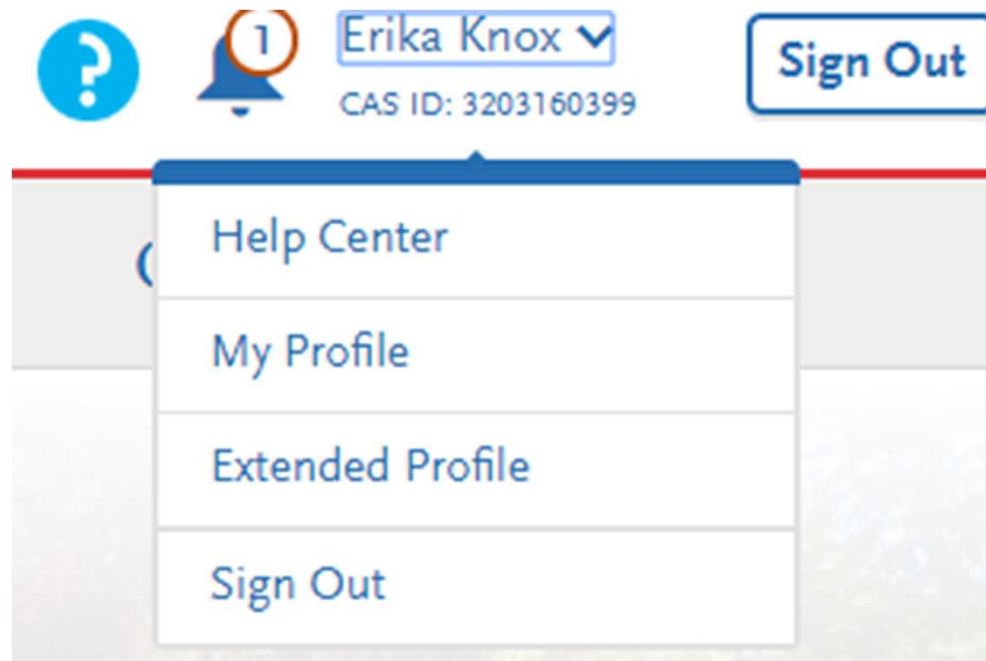
Most CSUs require transfer students to be a junior level (or higher) transfer (or an upper division transfer student).

Transfer students must have 60 transferable units complete in the semester term PRIOR to transfer to be deemed upper division transfer students, or junior level transfer students.

You are not required to have 60 transferable units complete at the time you apply, but you are required to complete 60 transferable units by the end of Spring 2021 for Fall 2021 transfer.



You can view and update My Profile and Extended Profile before submitting your completed application....



**Once an application is submitted,
the Extended Profile cannot be changed**

Select Programs

Select the Programs to Which You Want to Apply

You must select at least one program to begin your application. You may add additional programs from the Add Program tab at any time before the submission deadline.

Due to CSU enrollment pressures, campuses may offer very limited Lower Division and Second Baccalaureate programs.

Please click [here](#) for campus specific program Dates & Deadlines.

Application fees for some undergraduate programs may be waived based on eligibility. Once you have completed your application in full, please click on the Submit Applications tab to review your fee waiver status. For more information on application fee waiver eligibility, please click [here](#).

Programs with a Source of Extended Education are offered by Extended and Continuing Education on each campus.

Add Programs/Majors

*Select Campus, Source, and start term

Enter Invitation Code

Campus

Cal State LA

▼

Start Term

Fall

▼

Source

Campus

▼

Show

☒ Available Programs

☐ Past Programs

☐ Future Programs

Reset Filters

PROGRAM NAME

DEGREE TYPE

START TERM

ACADEMIC YEAR

LOCATION

[DEADLINE \(PDT\)](#)

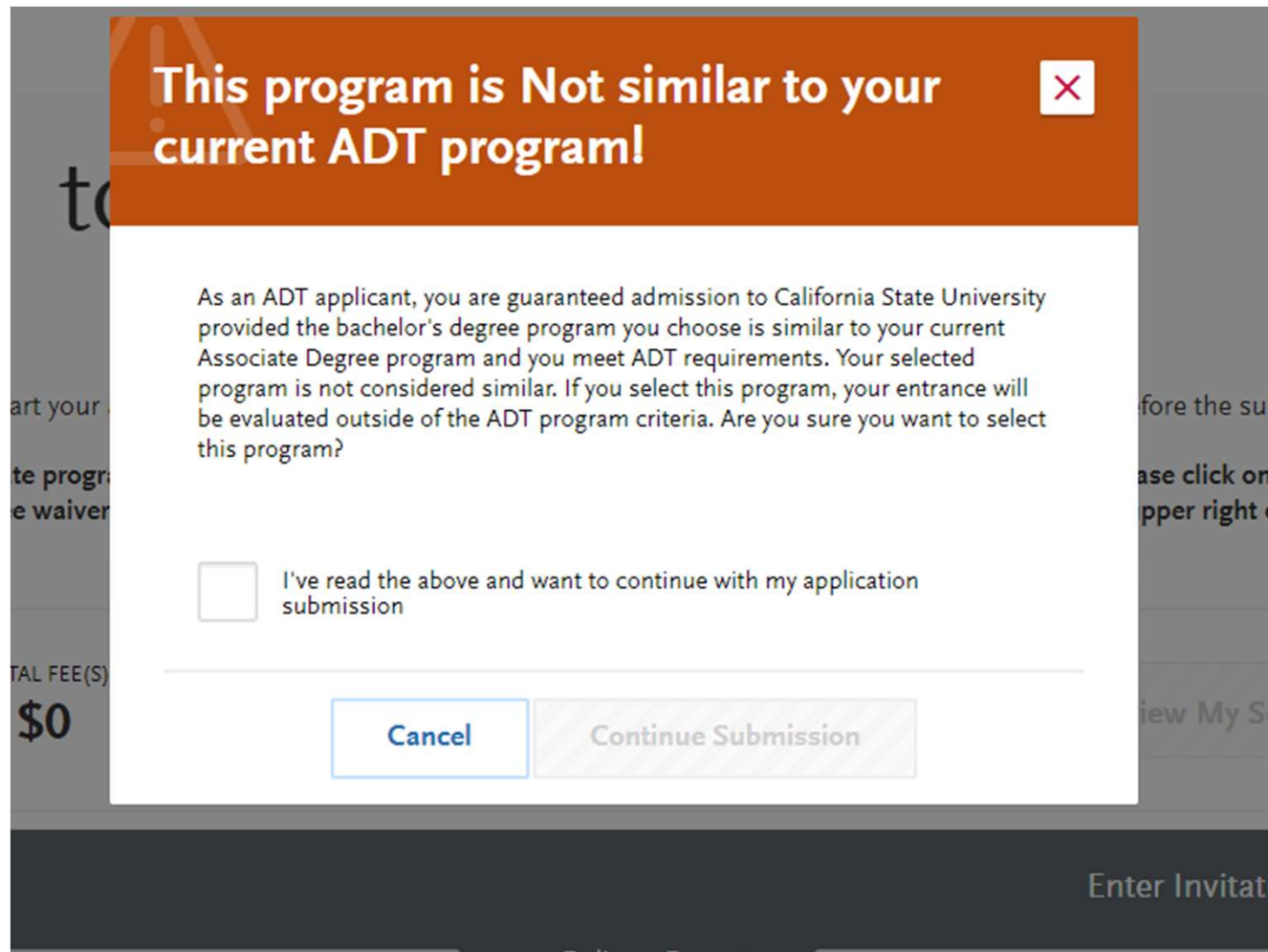
Los Angeles Undergraduate

✓	Anthropology	BA	Fall	2020	Main Campus	11/30/2019	Undo
+	Art	BA	Fall	2020	Main Campus	11/30/2019	
+	Asian and Asian American Studies	BA	Fall	2020	Main Campus	11/30/2019	
+	Aviation Administration	BS	Fall	2020	Main Campus	11/30/2019	
+	Biochemistry	BS	Fall	2020	Main Campus	11/30/2019	
+	Biology	BS	Fall	2020	Main Campus	11/30/2019	
+	Business Administration - Accounting	BS	Fall	2020	Main Campus	11/30/2019	
+	Business Administration - Business Economics	BS	Fall	2020	Main Campus	11/30/2019	
+	Business Administration - Business Prelegal	BS	Fall	2020	Main Campus	11/30/2019	
+	Business Administration - Entrepreneurship	BS	Fall	2020	Main Campus	11/30/2019	
+	Business Administration - Finance	BS	Fall	2020	Main Campus	11/30/2019	

Selecting a Major that is Different than the ADT you selected..

If you are completing an ADT and you select a CSU major that is not “similar”, you will not receive the benefits of the ADT.

*Check with a counselor if you feel this is a mistake.



A warning dialog box with an orange header bar containing a white 'X' icon. The header text reads: "This program is Not similar to your current ADT program!". The main body of the dialog is white and contains the following text: "As an ADT applicant, you are guaranteed admission to California State University provided the bachelor's degree program you choose is similar to your current Associate Degree program and you meet ADT requirements. Your selected program is not considered similar. If you select this program, your entrance will be evaluated outside of the ADT program criteria. Are you sure you want to select this program?". Below this text is a checkbox followed by the text "I've read the above and want to continue with my application submission". At the bottom of the dialog are two buttons: "Cancel" and "Continue Submission". The background of the slide shows a blurred view of a web application interface with various text elements like "to", "art your", "te progr", "e waiver", "TAL FEE(S)", "\$0", "view My Se", "Enter Invitati", and "Delivery Format".

This program is Not similar to your current ADT program!

As an ADT applicant, you are guaranteed admission to California State University provided the bachelor's degree program you choose is similar to your current Associate Degree program and you meet ADT requirements. Your selected program is not considered similar. If you select this program, your entrance will be evaluated outside of the ADT program criteria. Are you sure you want to select this program?

☐ I've read the above and want to continue with my application submission

[Cancel](#) [Continue Submission](#)

If you have selected an impacted program or major, you will be prompted to select an Alternate Program

You are not required to accept admission into an Alternate Program

Select an Alternate Program

Business Administration - Management at San Jose Undergraduate requires you to select an alternate program. If your primary program runs out of space, you will be considered for the alternate program.

Campus

San Jose State

Location

Location

Delivery Format

Delivery Format

Source

Source

Reset Filters

PROGRAM NAME	DEGREE TYPE	DELIVERY FORMAT	LOCATION	SOURCE	TERM
<div></div> Advertising	BS	Face to Face	Main Campus	Campus	Spring
<div></div> Aerospace Engineering	BS	Face to Face	Main Campus	Campus	Spring
<div></div> African-American Studies	BA	Face to Face	Main Campus	Campus	Spring
<div></div> Anthropology	BA	Face to Face	Main Campus	Campus	Spring

Selected Alternate Program: -

Cancel

Save

Review my selections

APPLICATIONS READY
FOR SUBMISSION

0

TOTAL FEE(S)

\$280

Submit All

Sort By

Deadline



Fullerton Undergraduate

Term: Fall



Anthropology

Deadline 11/30/2019



Submit

Long Beach Undergraduate

Term: Fall



Anthropology

Deadline 11/30/2019



Submit

Los Angeles Undergraduate

Term: Fall



Anthropology

Deadline 11/30/2019



Submit

Northridge Undergraduate

Term: Fall



Communication Studies

Deadline 11/30/2019



Submit

Application Dashboard

The screenshot shows the Cal State Apply Application Dashboard. At the top, the 'CAL STATE APPLY' logo is on the left, and user information 'Erika Knox' with 'CAS ID: 3203160399' and a 'Sign Out' button is on the right. Below the header is a navigation bar with four tabs: 'My Application' (selected), 'Add Program', 'Submit Application', and 'Check Status'. The main content area is titled 'My Application' and includes a description: 'This dashboard is your application home providing access to each part of the application you need to complete and a high level overview of your progress.' To the left of the main content is a 'Latest Notifications' sidebar with a message: 'Welcome to the California State University application (save this email!)' and a 'View My Notifications' button. The main content area is divided into four sections, each with a progress indicator: 'Personal Information' (0/7 Sections Completed), 'Academic History' (0/8 Sections Completed), 'Supporting Information' (0/3 Sections Completed), and 'Program Materials' (3/4 Sections Completed). The 'Program Materials' section is highlighted with a red border and a red speech bubble pointing to it with the text 'Campus Questions'. A red speech bubble points to the 'Academic History' section with the text 'CSU Application'.

My Application

This dashboard is your application home providing access to each part of the application you need to complete and a high level overview of your progress.

Latest Notifications

Welcome to the California State University application (save this email!)

View My Notifications

Getting Started?
Speed up your application by entering your colleges attended first.

Personal Information
0/7 Sections Completed

Academic History
0/8 Sections Completed

Supporting Information
0/3 Sections Completed

Program Materials
3/4 Sections Completed

CSU Application

Campus Questions

Campus Specific Questions



Click
Questions to
see additional
Info

Questions

* Indicates required field.

Additional Information Needed

* How did you hear about our program?

* Statements of Acknowledgement:

☐

I understand I am applying to an Extended Learning program.

☐

I understand by applying to an Extended Learning program, if I am accepted, the tuition as well as the fees are different from the main campus.

Personal Information Quadrant

Contains questions under several “tiles”:

- Release Statement
- Biographic Info
- Contact Info
- Citizenship Info
- Race & Ethnicity
- Other Info
- Financial & Parental Info

After you answer the questions under each “Tile”, the Personal Information circle will turn **GREEN**

The screenshot shows the 'My Application' dashboard. At the top, there are navigation links: 'My Application', 'Add Program', 'Submit Application' (with a red notification badge), and 'Check Status'. The main content area is titled 'My Application' and includes a description: 'This dashboard is your application home providing access to each part of the application you need to complete and a high level overview of your progress.' Below this is a 'Latest Notifications' section with two items: 'Cal State Apply application – Account updated' (yesterday) and 'The California State University application – Welcome!' (2 days ago). A 'View My Notifications' button is at the bottom of this section. To the right, the 'Personal Information' quadrant is highlighted with a green progress circle and a checkmark, indicating 6/6 sections completed. Below this, a list of tiles is shown, each with a checkmark icon: 'Release Statement', 'Biographic Information', 'Contact Information', 'Citizenship/Residency Information', 'Race & Ethnicity', and 'Other Information'. A red callout box with a speech bubble points to the tiles, containing the text: 'These are called “Tiles”'.

My Application

This dashboard is your application home providing access to each part of the application you need to complete and a high level overview of your progress.

Latest Notifications

- Cal State Apply application – Account updated Yesterday
- The California State University application – Welcome! 2 days ago

View My Notifications

Personal Information

6/6 Sections Completed

- Release Statement
- Biographic Information
- Contact Information
- Citizenship/Residency Information
- Race & Ethnicity
- Other Information

These are called “Tiles”

Release Statement (Personal Info. Quadrant)

- ☐ **Certification Statement** – Must be read & checked by all applicants to certify the accuracy of the info provided.
- ☐ **Release of Contact Information** – By checking this box you authorize the CSU system to share your contact info. with any of the CSU campuses that wish to contact you.
- ☐ **Additional Information Release** – If you do not check this box, the CSU system may not inform SMC or any SMC counselors whether you have applied or been admitted.

Personal Info. Quadrant Continued.....

Biographical Info.

- Name
- Alternate Name
- Preferred Name
- Legal Sex/Gender
 - You can “decline to state”
- Birth Information
 - Date of birth
 - Birth city/country
- Statewide Student ID
 - This is optional; it can be left blank and will not hurt you

Contact Info.

- Current Address
- Phone Number
- Text Message Authorization
- Email

Personal Info. Quadrant Continued.....

Citizenship Residency Info.

- **U.S. Citizenship Details**
 - U.S. Citizen
 - Permanent Res/Green card
 - None
 - Refugee
 - Other Visa
- **Visa Information**
 - Visa #, type, etc.
- **Residency Information**
 - State or Country you regard as your permanent home
 - Additional questions regarding Cali residency

Race & Ethnicity Info.

- **Your Ethnicity**
 - Hispanic or Latino?
- **Your Race**
 - American Indian/Native
 - Asian
 - Native Hawaiian/Pacific Islander
 - Black or African American
 - White
 - Decline to State
 - None of the above
- **Note:** You may select “Decline to State” as a response to all questions in the race & ethnicity section

Citizenship/Residency Information

You may update this information at any time before submission. Once you have submitted, the information on this page cannot be edited.

* Indicates required field.

US Citizenship

* Country of Citizenship

* Select the value that best describes your U.S. Citizenship

If you were born outside of the U.S., what year did you or will you move to the U.S.?

AB540 and Students who are undocumented should select "None"

Residency

* What U.S. State/Possession do you regard as your permanent home?

* Do you claim California Residency?
☒ Yes ☐ No

* Have you lived in California continuously since birth?

☐ Yes ☒ No

* When did your present stay in California begin? MM/DD/YYYY

Applicants that reside in CA should select "Yes" regardless of US citizenship status

☒ Save and Continue

Personal Info. Quadrant Continued.....

Other Information

- **Social Security Number**
 - Include if you have one
- **Language Proficiency**
 - English located at the top
- **Military/Dependent Status**
- **Academic/Conduct Violations**
 - E.g. probation, disqualification, suspension
- **Teacher Credential Info.**
 - Most students will select “not interested in a credential program”
- **CalFresh**
- **California Promise**
 - Click on the link to learn more
- **RN License**
 - Most will answer “no” to this
- **How did you hear about CSU Apply?**
 - Drop down menu provided to make a selection

Dependent vs. Independent

Under Federal regulations, you are considered an **Independent** student if you can answer YES to any of the following questions:

- ☐ You were born before January 1, 1997
- ☐ You are currently an active duty member or a veteran of the U.S. Armed Forces
- ☐ As of today, you are married (or you are separated, but not divorced)
- ☐ You now have or will have children or dependents who will receive more than half their support from you between 7/1/20 and 6/30/21
- ☐ Someone other than your parent or stepparent has legal guardianship of you as determined by a court in your state of legal residence
- ☐ At any time since your turned age 13, both your parents were deceased, you were in foster care, or you were a dependent or ward of the court
- ☐ At any time on or after 7/1/19 did your high school, an emergency shelter, a transitional housing program, or homeless youth center determine that you were an unaccompanied youth or were self-supporting and at risk of being homeless?

Information that you will need to share..

Independent

- Total size of your household in 2018
- Number of dependent children living with you in 2018
- Adjusted gross income (AGI) in 2018
- Untaxed income and benefits for 2018

Dependent

- Total size of parents/guardians' household in 2018
- Parents' adjusted gross income (AGI) in 2018
- Parents' untaxed income and benefits for 2018

Academic History Quadrant

Contains questions under several tiles:

- High Schools Attended
- Colleges Attended
- Transcript Entry
- General Education
- Standardized Tests
- AP Tests
- CLEP Tests
- IB Tests

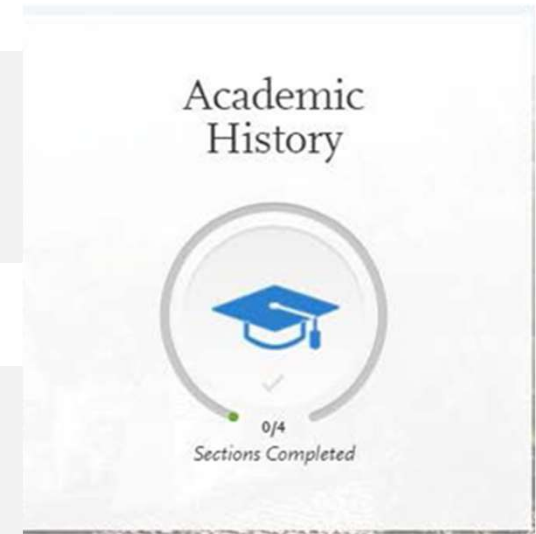
After you answer the questions under each tile, the Academic History circle will turn **GREEN**

The screenshot displays the 'My Application' dashboard. At the top, there are navigation links: 'My Application', 'Add Program', 'Submit Application' (with a red notification badge), and 'Check Status'. The main content area is titled 'My Application' and includes a description: 'This dashboard is your application home providing access to each part of the application you need to complete and a high level overview of your progress.' Below this is a 'Latest Notifications' section with two items: 'Cal State Apply application - 2 days ago' (Account updated) and 'The California State University application - 2 days ago' (Welcome!). A 'View My Notifications' button is at the bottom of this section. On the right, the 'Academic History' quadrant is shown, featuring a green circle with a graduation cap icon and a checkmark, indicating 8/8 sections completed. Below this is a list of eight categories, each with a blue bar and a checkmark icon: 'High Schools Attended', 'Colleges Attended', 'General Education', 'Transcript Entry', 'Standardized Tests', 'AP (Advanced Placement)', 'CLEP (College Level Examination Program)', and 'IB (International Baccalaureate)'.

Category	Status
High Schools Attended	✓
Colleges Attended	✓
General Education	✓
Transcript Entry	✓
Standardized Tests	✓
AP (Advanced Placement)	✓
CLEP (College Level Examination Program)	✓
IB (International Baccalaureate)	✓

Academic History

- Enter all College Coursework by term
 - Including non-transferable coursework
- All transferable CCC Courses will be verified by ASSIST
- Golden Four will be initially determined by ASSIST data
- Applicants will be notified in January to log back into application to:
 - Update Fall Grades
 - Update Winter & Spring courses



Colleges Attended (Academic History Quadrant)

Add Your Colleges

Please add all undergraduate, graduate or professional institutions you attended or are currently attending.

You may update the information in this section at any time prior to submission.

What college did you attend?

SANTA MONI

ARGOSY UNIVERSITY · LOS ANGELES / SANTA MONICA...
California, United States

SANTA MONICA COLLEGE
California, United States

Click here- If you will be
taking classes in Fall,
Winter or Spring

Add Your Colleges

Please add all undergraduate, graduate or professional institutions you attended or are currently attending.

You may update the information in this section at any time prior to submission.

* Indicates required field.

* What college did you attend?

SANTA MONICA COLLEGE

* Did you obtain or are you planning to obtain a degree from this college?

☐ Yes

☒ No

* What type of term system does this college use?

☐ Quarter

☒ Semester

☐ Trimester

When did you attend this college?

Select the first and last semesters that your transcript covers, even if there were breaks between semesters.

* First Semester

Fall

August

2016

* Last Semester

Select ...

Select ...

Select ...



Check if you are still attending this college

Save This College

Transcript Entry (Academic History Quadrant)

*TERM	*YEAR	*ACADEMIC STATUS	*COMPLETION STATUS
Select ▼	Select ▼	<div><div>✓</div>Freshman Sophomore Junior Senior Graduate Post-Baccalaureate</div>	Select ▼
+ Add A Course		+ Add A Semester	Cancel Save

- **Academic Status:** corresponds to the number of credits completed at the time you began that term
 - Freshman 0-29 semester credits
 - Sophomore 30-59 semester credits
 - Junior 60-89 semester credits
 - Senior 90 or >
- **Completion Status:**
 - Select "Completed" for terms that are graded
 - Select "In Progress/Planned" for courses you're currently enrolled in or planned for a future term

Transcript Entry

- **COURSE CODE:** Enter Subject and Number code exactly as listed on transcript without any spaces
- Courses in ASSIST will appear in a drop down list
- If you don't see a course on the list, manually enter the Course Code

*TERM	*YEAR	*ACADEMIC STATUS	*COMPLETION STATUS	*COURSE CODE	*COURSE TITLE	*SUBJECT	*CREDITS	GRADE	CAS GRADE	TRANSFERABLE
Spring	2019	Sophomore	In Progress/Planned	ENGL1		Select Subject				<input type="checkbox"/>
				ENGL1D			e.g., 3.00		e.g., 85 or B	
				ENGL1						
				ENGL10						
				ENGL15						
				ENGL14						
				ENGL17						
				ENGL18						

Add A Semester

Cancel Save

n:

ing have prerequisites. Please enter coursework that fulfills these prerequisites



Transcript Entry

- **COURSE TITLE:** The course title and credits will pre-populate if selected from the Course Code list
- If you manually entered a course code you must manually enter a course title
- Enter the full title even though only part of it will be visible

*TERM	*YEAR	*ACADEMIC STATUS	*COMPLETION STATUS							
Spring	2019	Sophomore	In Progress/Planned	* COURSE CODE	* COURSE TITLE	* SUBJECT	* CREDITS	GRADE	CAS GRADE	TRANSFERABLE
				ENGL1	Reading and C	Select Subject	3	00		<input checked="" type="checkbox"/>
				e.g., BIO 101	e.g., Introduction to Biology		e.g., 3.00	e.g., 85 or B		

Transcript Entry

- **SUBJECT:** Select the most specific subject available from the drop down list
- If there is no corresponding subject select “Special Topics”
- **Note:** the system will not let you save the page without a subject identified for each course

*TERM	*YEAR	*ACADEMIC STATUS	*COMPLETION STATUS					
Spring	2020	Sophomore	In Progress/Planned					
* COURSE CODE	* COURSE TITLE	* SUBJECT	* CREDITS	GRADE	CAS GRADE	TRANSFERABLE		
ACCTG2	Corporate Fina	Accounting	5	00		<input checked="" type="checkbox"/>		
BIOL3	Fundamentals	Select Subject	4	00		<input checked="" type="checkbox"/>		
e.g., BIO 101	e.g., Introduction to Biology		e.g., 3.00	e.g., 85 or B				

Transcript Entry

- **CREDITS:** Use both boxes to enter the units for the course
- Enter whole credit values in the first box. Select a value of 00 in the second box (or another fractional value if applicable)
- **Note:** If credits automatically populate, double-check that the values match what is listed on your transcript

*TERM	*YEAR	*ACADEMIC STATUS	*COMPLETION STATUS							
Spring	2020	Sophomore	In Progress/Planned							
* COURSE CODE	* COURSE TITLE	* SUBJECT	* CREDITS	GRADE	CAS GRADE	TRANSFERABLE				
ACCTG2	Corporate Fina	Accounting	5 00			<input checked="" type="checkbox"/>	<input type="checkbox"/>			
BIOL3	Fundamentals	Select Subject	4			<input checked="" type="checkbox"/>	<input type="checkbox"/>			
e.g., BIO 101	e.g., Introduction to Biology		e.g., 3.00		e.g., 85 or B					
+ Add A Course		+ Add A Semester								
						Cancel Save				

00

25

33

50

67

75

Transcript Entry

- **TRANSFERABLE:** Check all courses that are transferable
- The transferable flag is automatically checked for courses selected from the course drop down menu at the time of entry
- Courses entered manually will need to have the box checked if the course is transferable. In the example below, the course not checked off is not transferable.

Spring 2019 Freshman						 
* COURSE CODE	* COURSE TITLE	* SUBJECT	* CREDITS	* GRADE	CAS GRADE	TRANSFERABLE
MATH54	Elementary Statistics	Mathematics	4.00	B	B	<input checked="" type="checkbox"/>
COUNS12	Career Planning	Counseling	1.00	A	A	<input checked="" type="checkbox"/>
PSYCH1	General Psychology	Psychology	3.00	A	A	<input checked="" type="checkbox"/>
ENGL21B	English Fundamentals 2	English	3.00	B	B	<input type="checkbox"/>

Transcript Entry

- **GRADE:** Enter the grade as listed on your transcript. All attempts and grades should be included
- **Note:** Enter repeated courses noted on the transcript with a grade of RP. Enter Academic Renewal courses with a grade of AR

Fall 2018 Freshman

* COURSE CODE	* COURSE TITLE	* SUBJECT	* CREDITS	* GRADE	CAS GRADE	TRANSFERABLE
ENGL21A	English Fundamentals 1	English	3.00	B	B	<input type="checkbox"/>
COUNS20	Student Success Semina	Counseling	3.00	A	A	<input checked="" type="checkbox"/>
MATH54	Elementary Statistics	Mathematics	4.00	RP	Noi	<input checked="" type="checkbox"/>
ANTHRO2	Cultural Anthropology	Anthropology	3.00	AR	Noi	<input checked="" type="checkbox"/>

+ Add A Course

+ Add A Semester

Spring 2019 Freshman

* COURSE CODE	* COURSE TITLE	* SUBJECT	* CREDITS	* GRADE	CAS GRADE	TRANSFERABLE
MATH54	Elementary Statistics	Mathematics	4.00	B	B	<input checked="" type="checkbox"/>
COUNS12	Career Planning	Counseling	1.00	A	A	<input checked="" type="checkbox"/>

If you are entering AP or IB scores....

*TERM	*YEAR	*ACADEMIC STATUS	*COMPLETION STATUS							
Fall	2017	Freshman	Completed							
* COURSE CODE	* COURSE TITLE	* SUBJECT	* CREDITS	* GRADE	CAS GRADE	TRANSFERABLE				
AP ENGL LAN	AP English lang	Test Credit - No Subject	3		CR	None	<input checked="" type="checkbox"/>			
COM ST11	Elements of Pu	Communications	3	00	A	A	<input checked="" type="checkbox"/>			

e.g., BIO 101 e.g., Introduction to Biology e.g., 3.00 e.g., 85 or B

+ Add A Course + Add A Semester

Cancel Save

- Enter AP/IB scores under your first semester transcript entry
- Enter the abbreviated AP/IB exam as the Course Code
- Enter the unabbreviated AP/IB as the Course Title (Begin the title with AP or IB)
- Select "Test Credit-No Subject" as the Subject designation
- Enter "CR" for the grade
- Check the Transferable Box!

General Education (Academic History Quadrant)

General Education	
Subject	Selected Courses
Area A - English Language Communication and Critical Thinking	
* A1 - Oral Communication	COM ST11 - Elements of Publ... ▼
* A2 - Written Communication	AP Engl Lang - AP Engl Lang (... ▼
* A3 - Critical Thinking	ENGL2 - Critical Analysis and ... ▼
Area B - Scientific Inquiry and Quantitative Reasoning	
* B4 - Math Concepts/Quantitative Reasoning	MATH54 - Elementary Statisti... ▼

☐

I am not adding any General Education courses.

Save and Continue

Note how an AP Exam can be used in this section! (..as discussed in the previous slide)



Supporting Information Quadrant

- ADT Information
- Educational Opportunity Program (EOP)

*After you answer the questions under each “Tile”, the Supporting Information circle will turn **GREEN**

My Application

This dashboard is your application home providing access to each part of the application you need to complete and a high level overview of your progress.

Latest Notifications

Cal State Apply application - Welcome! Yesterday

[View My Notifications](#)

Supporting Information
2/2 Sections Completed


2/2

Associate Degree for Transfer (ADT) ✓

1. Educational Opportunity Program (EOP) ✓

(Supporting Information Quadrant)

ADT Information

* California Community College	<input type="text" value="Santa Monica College"/>
* ADT Program	<input type="text" value="Social Justice Studies: Gender Studies"/>
* Campus Student ID Number	<input type="text" value="1234567"/>
California Community College ID	<input type="text" value="e.g. ABC1234"/>
* Anticipated or Completed Degree Date	<input type="text" value="June 2019"/> 

Associate Degree for Transfer (ADT) applicants will have the opportunity to indicate if they have completed or plan to complete a 2nd ADT


* Do you have or will you receive a second ADT from your community college?

☒

Yes

☐

No

* California Community College	<input type="text" value="Santa Monica College"/>
* ADT Program	<input type="text" value="Early Childhood Education"/>
* Campus Student ID Number	<input type="text" value="1234567"/>
* Anticipated or Completed Degree Date	<input type="text" value="June 2019"/> 

EOP

(Supporting Information Quadrant)

- All EOP Applicants should verify the campus application status and deadlines:
<https://www2.calstate.edu/attend/student-services/eop/Pages/eop-campus-status.aspx>
- The Following campuses are accepting EOP Transfer applications for **Spring 2021** admission: Bakersfield, Chico, Fresno, Fullerton, Long Beach, Maritime, Monterey Bay, Pomona, San Diego, and Sonoma
- Applicants for **Spring 2021** should contact the campus(es) to confirm the EOP application deadline(s).

For students applying to EOP....

EOP Recommendations

Create EOP Recommendation Request

Recommender's Information

First Name

Last Name

Email Address

EOP Deadline

Personal Message to Your
Recommender

0/500

Waiver of Recommendation

I waive my right of access to this recommendation.

☐

Yes

☐

No

Permission to Contact Recommender

☐

I hereby give permission to contact this recommender via email to request the completion of the recommendation form and letter of recommendation. If my recommender does not submit an online recommendation form in response to the email request, it is my sole responsibility to contact the recommender directly to ensure all recommendations required by the EOP programs are received by the deadline.

Permission for Schools to Contact Recommender

☐

I understand that the EOP offices at the campuses to which I am applying may contact the recommender either to verify the information provided and/or for further clarification of the information provided, and I hereby give permission for the schools to do so.



Save This EOP Recommendation Request

- Interested students must have (two) recommendations and at least one must be from an individual who can comment on your academic preparedness
- Examples: Counselor, teacher, community member, or employer, etc.
- Family members should not be asked to complete a recommendation

Ready to “Submit”

Click on the “Submit Application” Tab



My Application
This dashboard is your application home providing access to each part of the application you need to complete and a high level overview of your progress.

Latest Notifications

- Cal State Apply application – Account updated
- The California State University application – Welcome!

[View My Notifications](#)

Personal Information
6/6 Sections Completed

Academic History
8/8 Sections Completed

Supporting Information
2/2 Sections Completed

Program Materials

[Add Program](#) [Submit Application](#) [Check Status](#)

Review your program selections here, check on status of individual program tasks, and pay for your programs selections.

Once your application is submitted, no changes or refunds can be made.

APPLICATIONS READY FOR SUBMISSION: **2** | TOTAL FEE(S): **\$110** | [Submit All](#)

Sort By: **Deadline**

Program	Deadline	Status	Action
Humboldt Undergraduate			
Anthropology	Deadline 09/30/2017	100% Complete	Submit
East Bay Undergraduate			
Business Administration - Accounting	Deadline 10/01/2017	100% Complete	Submit

When all the Quadrants are **GREEN**

Application Fee Waivers

Application fee waivers

Fee waivers are automatically generated based on the information provided in the application. You must fully complete the application before the fee waiver eligibility is determined. Select the "Check My Fee Waivers" link to view eligibility.

The screenshot shows the top navigation bar with links: My Application, Add Program, Submit Application 1, and Check Status. Below the navigation bar, a message states: "Review your program selections here, check on status of individual program tasks, and pay for your program selections. Once your application is submitted, no changes or refunds can be made." At the bottom, a summary bar displays: "APPLICATIONS READY FOR SUBMISSION: 3", "TOTAL FEE(S): \$165", a circled "CHECK MY FEE WAIVERS" link with a red arrow pointing to it, and a "Submit All" button.

The modal window is titled "Application Fee Waivers" with a dollar sign icon. It contains the following text: "A Fee Waiver is an application fee discount granted to applicants who meet the specific requirements described in the Cal State Apply instructions. The fee waiver amount covers all application fees for up to the maximum number of eligible programs." Below this is a box titled "Your Available Application Fee Waivers Per Term" showing "Fall" and "4 of 4". Under "Eligibility Rules", there are three bullet points: "If you are eligible, Cal State Apply automatically applies the fee waiver amount to your account balance for eligible programs during the checkout/payment process.", "If you apply to programs that exceed your total number of fee waivers or programs that are not eligible for fee waivers, you are responsible for additional program fees.", and "Fee waivers expire at the end of each term application filing period." A "Close" button is at the bottom.

The modal window is titled "Available Fee Waiver(s)". It contains the following text: "A Fee Waiver is an application fee discount granted to the applicants who meet specific requirements described in the Cal State Apply instructions. The fee waiver amount covers all application fees for up to the maximum number of eligible programs." Below this, it states: "Based on the information you entered it appears you are not eligible for an application waiver. Click [here](#) for more information." A "Close" button is at the bottom.

Application Payment

Payment or Waiver required at time of Application Submission

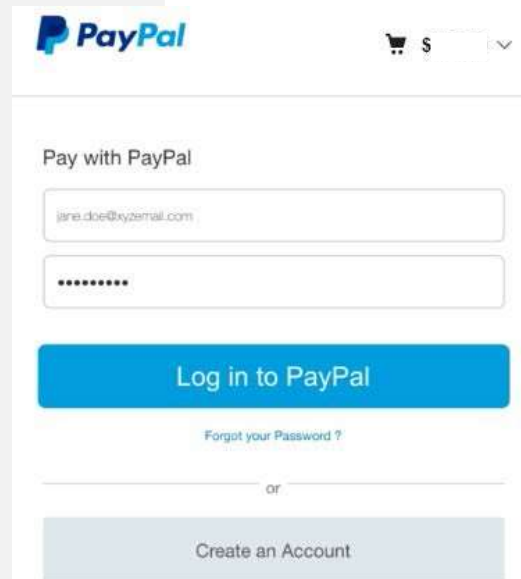
- Expanded Payment Options

- E-check
- PayPal
- Credit Card

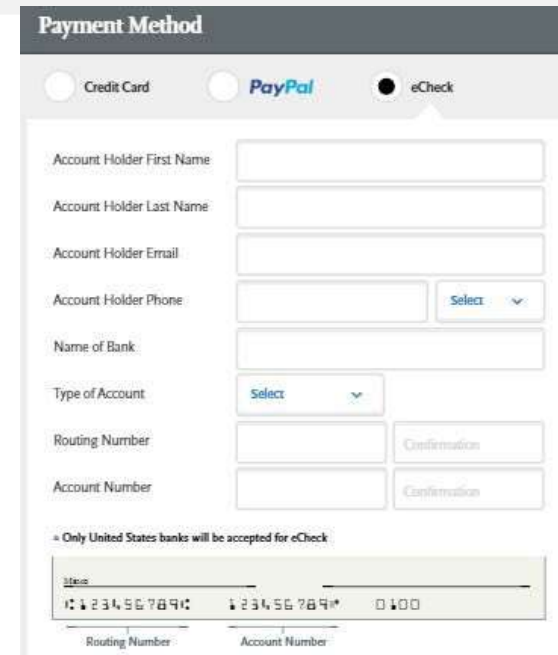
- No more paper checks!

- Waivers

- Four Per Term



The image shows the PayPal login and account creation interface. At the top, there is a PayPal logo and a shopping cart icon with a dollar sign. Below this, the text "Pay with PayPal" is displayed. There are two input fields: one for the email address (containing "jane.doe@xyzemail.com") and one for the password (containing "*****"). A blue button labeled "Log in to PayPal" is positioned below the password field. Below the login button, there is a link that says "Forgot your Password?". At the bottom, there is a light blue button labeled "Create an Account".



The image shows the "Payment Method" form for eCheck. At the top, there are three radio buttons: "Credit Card", "PayPal", and "eCheck". The "eCheck" radio button is selected. Below the radio buttons, there are several input fields: "Account Holder First Name", "Account Holder Last Name", "Account Holder Email", "Account Holder Phone" (with a "Select" dropdown), "Name of Bank", "Type of Account" (with a "Select" dropdown), "Routing Number", and "Account Number". Each of the last three fields has a "Confirmation" field next to it. At the bottom, there is a note that says "Only United States banks will be accepted for eCheck". Below this note, there are two input fields for the routing number and account number, each with a "Confirmation" field next to it.

Common Mistakes to Avoid

- Using the back arrow before completing and saving a section
- Incorrect biographical information (name, birthdate, citizenship, address)
- Incomplete education history / missing academic records
- *Not reading or responding to CSU application related emails.*



GOOD LUCK!

YOU CAN DO IT!

Remember:

Speak with a counselor
for additional help
with your application!